

Zoom FAQ for Students

My Instructor is using Zoom to deliver my course lectures. What do I need?

You will need:

- a computer with access to high speed internet
- speakers/earphones to be able to hear the instructor
- microphone and/or webcam to be able to participate with audio and/or video if required - text chat MAY be used if the instructor has enabled this function

For a list of computer requirements including operating systems, devices, browsers, etc., see here:

<https://support.zoom.us/hc/en-us/articles/201362023-System-Requirements-for-PC-Mac-and-Linux>

How do I access my Zoom lecture?

Your Instructor will send you a **URL link** to access the scheduled Zoom lecture session. This may be done by:

- An email from your Instructor containing the necessary information including the **URL link**
- An announcement with the **URL link** in your Nexus course site (**IF** your instructor is using Nexus)
- Or alternate communication method as determined by your Instructor

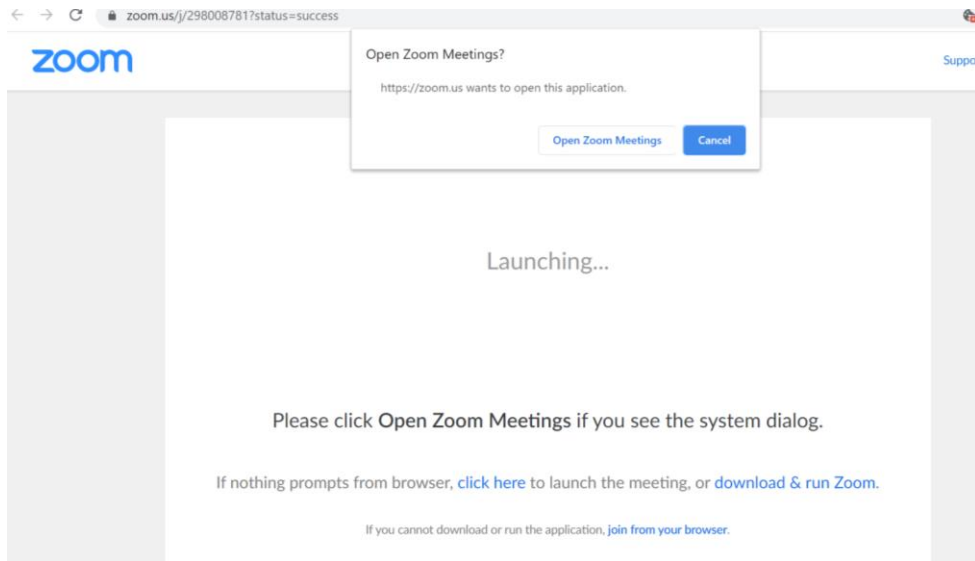
Zoom URL Link

What happens when I click the URL link?

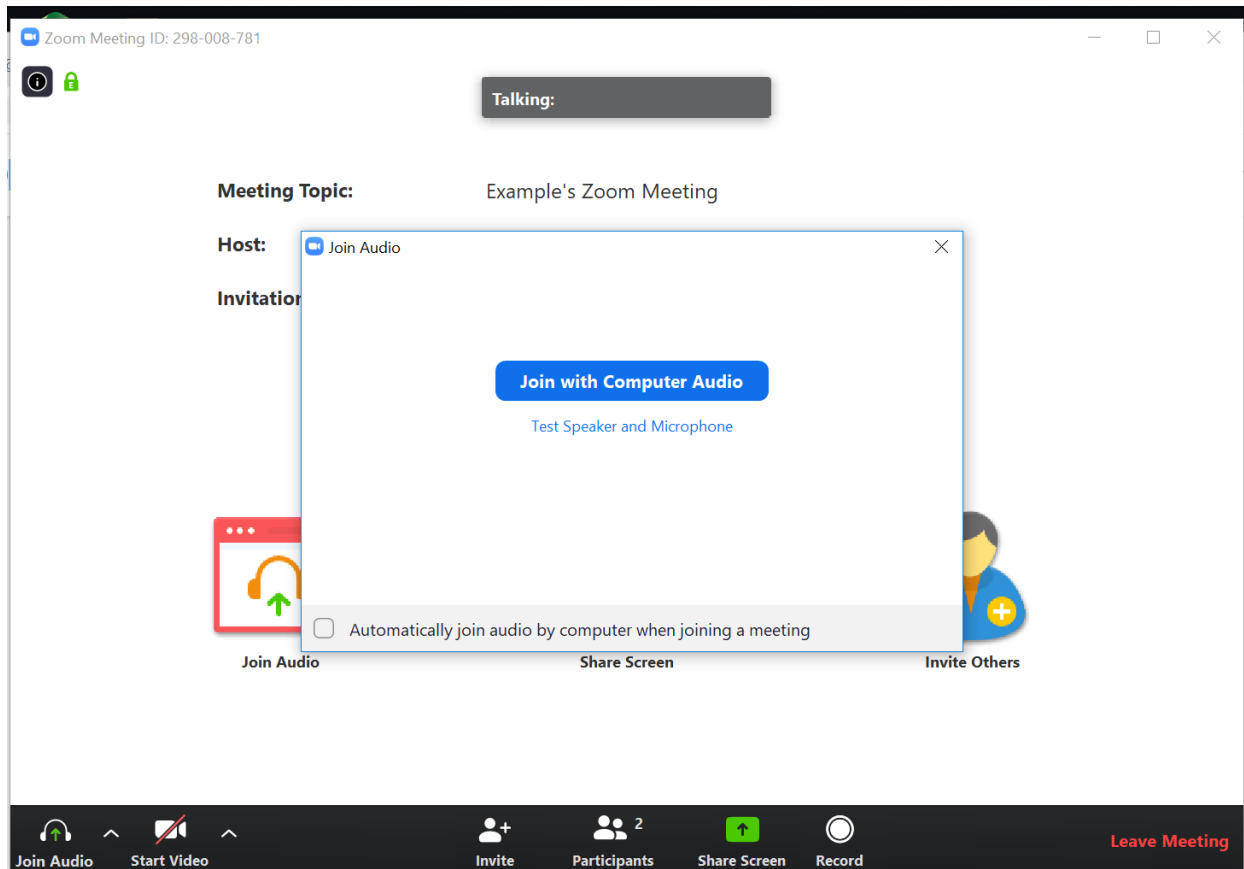
The Zoom desktop app will download automatically to your computer when you start or join your very **first** Zoom lecture. You may need to install it – follow the prompts. Then click to Join Meeting.

NOTE: You **DO NOT** need your own Zoom account to participate in the Zoom lecture. You **DO NOT** need to sign in on the Zoom website.

The next time you join a Zoom lecture, the Zoom app will automatically launch (see image below). Click the Open Zoom Meetings button:




Once the Zoom app has launched, you can choose to test speaker & microphone and/or join with computer audio:



Mobile Device Access

Can I view my Zoom lecture using my mobile device?

Yes. Prior to accessing the **URL link** from a mobile device, download the appropriate mobile app:




iOS Zoom mobile app – download from the App store:

<https://apps.apple.com/us/app/id546505307>

Android Zoom mobile app – download from the Google Play store:

<https://play.google.com/store/apps/details?id=us.zoom.videomeetings>



Please ensure your mobile device is supported, including WIFI/network and browser requirements.

Check the requirements here:

<https://support.zoom.us/hc/en-us/articles/201179966-System-Requirements-for-iOS-iPadOS-and-Android>

Meeting Controls for Attendees

Meeting controls are dependent on how you access the zoom lecture – using the computer or a mobile device. NOTE – not all controls may be visible; they may be disabled.

For a detailed description of the meeting controls on computer or mobile devices, please see:

<https://support.zoom.us/hc/en-us/articles/200941109-Attendee-Controls-in-a-Meeting>