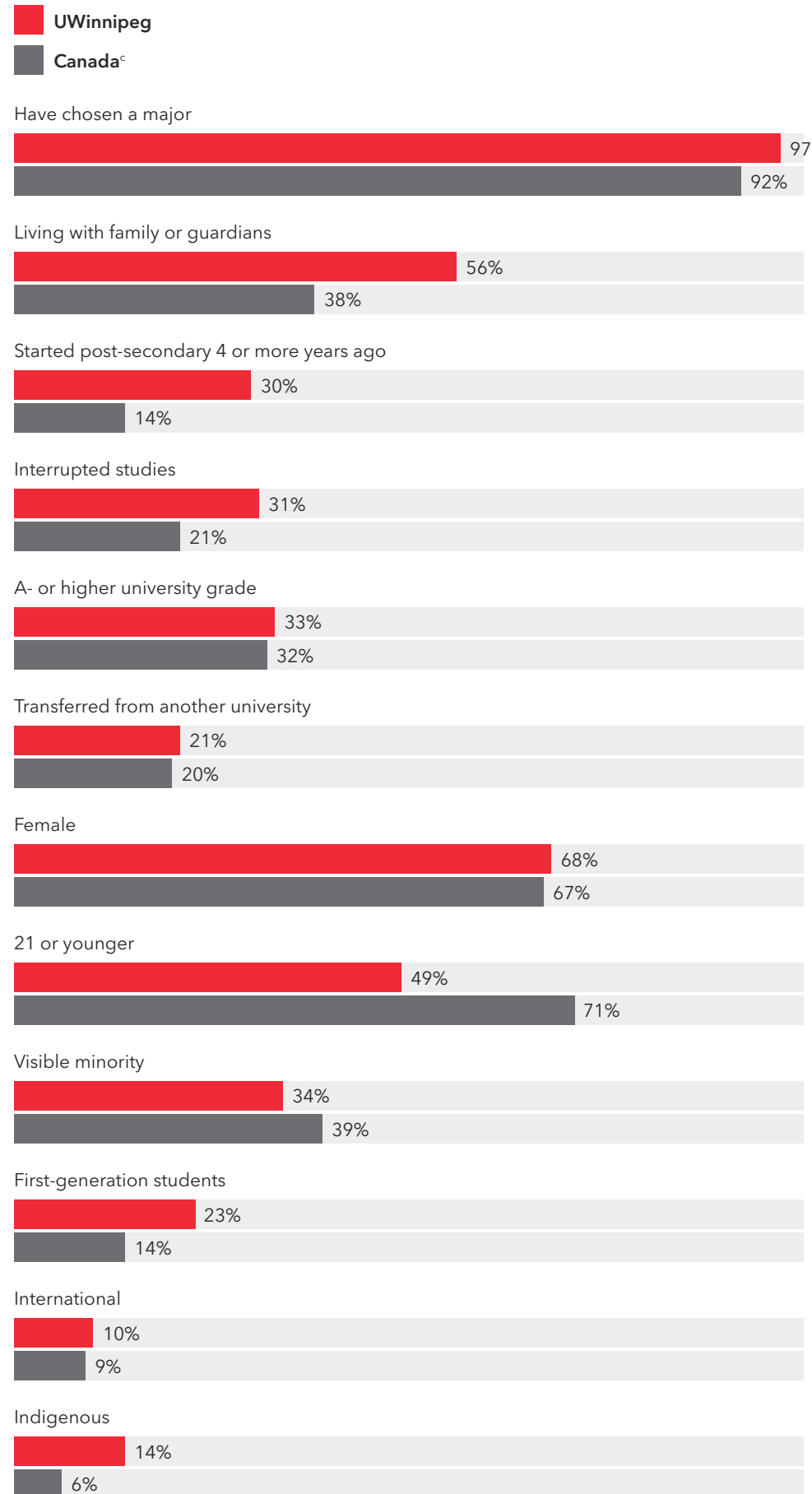


Canadian University Survey Consortium (CUSC) 2020 Survey of Middle-Years Students

The middle-years survey is composed of undergraduate students who have completed more than 30 credit hours of courses but who would not have completed enough credit hours to qualify to graduate in June of 2020^a. This is the largest cohort of students (surveyed by CUSC), because it captures students over multiple years of study. As a result, the answers we receive from this survey provide demographic and experience data that allow us to understand what makes UWinnipeg students unique.



Student Profile^b



UWinnipeg
% difference

+5%

+18%

+16%

+10%

+1%

+1%

+1%

-22%

-5%

+9%

+1%

+8%

Year over year, the CUSC survey tells us that compared to other universities across Canada, UWinnipeg has an older student population. Overall, our students take longer to graduate, and are most likely to interrupt their studies for employment or financial reasons. UWinnipeg students are more likely to rely on their own employment earnings to pay for their education and are less likely to rely on government loans. Nearly a quarter of UWinnipeg students are first-generation students.

41%

of Indigenous students and
14% of international students
reported interrupting their
studies for one or more terms

28%

of Indigenous students and
24% of international students
reported transferring from
another post-secondary

26%

of UWinnipeg students
are 25 and older
(15% in Canada)

27%

of Indigenous students are
first-generation students

Study Patterns (average hours per week)

UWinnipeg Average

Hours spent in classes/labs

Hours spent outside classes/labs



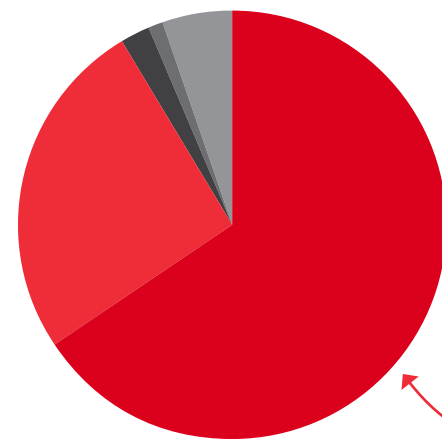
Canadian Average

Hours spent in classes/labs

Hours spent outside classes/labs



Commitment to Completion



I plan to complete my degree at UWinnipeg (all students)

Strongly agree	65.7%
Agree	25.7%
Disagree	2.2%
Strongly disagree	1.1%
Don't know	5.2%

90%+

respondents plan to complete their degrees at UWinnipeg. This is consistent with international and Indigenous students.

Assessment of Financial Cost

64% of UWinnipeg students have the financial resources to complete their program (68% National)

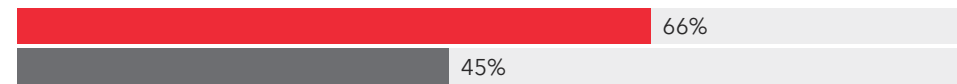
58% of UWinnipeg students feel their degree is worth the cost (58% National)

Employed (outside of co-op programs)

UWinnipeg

Canada

Employed off campus



Employed on campus



Employed both off and on campus



Not employed, but seeking work



Not employed and not seeking work

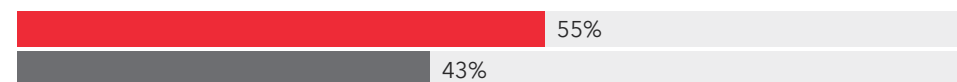


Top Sources of Funding for Education

UWinnipeg

Canada

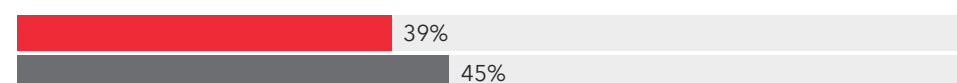
Current employment



Parents, family, or spouse



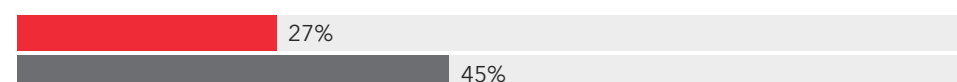
Summer work



University scholarships, financial award, or bursary



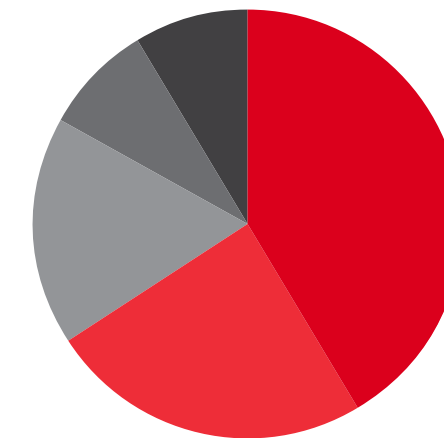
Government loans



Indigenous Course Requirement

As of the 2019-20 academic year, three student cohorts (2016-17, 2017-18, 2018-19) were required to complete the Indigenous Course Requirement (ICR). The 2020 CUSC survey provided UWinnipeg with an opportunity to survey students about their experiences taking ICR courses. Given the length of the existing survey, only three questions were added to the overall survey. The first question was a filtering question, followed by one question written to assess knowledge acquisition, and one to assess perceived value of the ICR to students.

The course I took provided me with knowledge of Indigenous perspectives, culture, history, and/or languages.



Strongly agree	41.5%
Agree	24.4%
Neutral	17.4%
Disagree	8.1%
Strongly disagree	8.7%

While 56.6% of students reported that the ICR was a valuable addition to their university education, 65.8% of respondents "strongly agreed" or "agreed" that their ICR provided them with knowledge about Indigenous peoples. Only 16.8% reported that the ICR did not provide them with this knowledge.

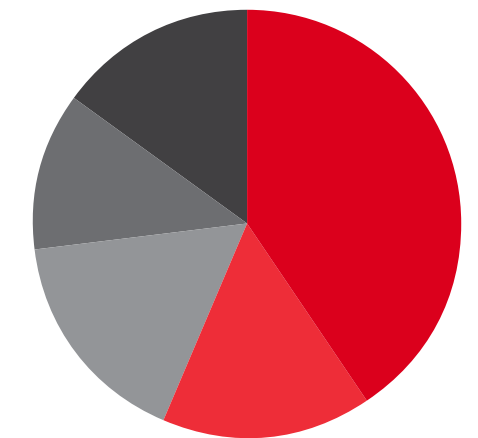
Supplemental Notes:

a) Methodology: The Survey of Middle-Years Students was distributed to 2000 UWinnipeg students in February 2020, with 537 completing the survey (26.9% response rate). Nationally, the survey was completed by more than 20,000 students (28.% response rate). The survey was conducted before COVID-19 required the UWinnipeg to transition to alternate delivery of classes.

b) Student Profile: From the UWinnipeg student information system (SIS), the undergraduate student body has the following profile: 62% female, 9.8% Indigenous, 14.1% international, 76% enrolled full-time (data as of Nov. 1 2020).

c) Canada: includes data from all 29 post-secondary institutions that participated in the survey.

The Indigenous Course Requirement is a valuable addition to my university education.



Strongly agree	40.6%
Agree	16.0%
Neutral	16.5%
Disagree	12.0%
Strongly disagree	14.8%

Indigenous students were more likely to agree that the ICR was a valuable addition to their university education, with 77.8% responding with "strongly agree" or "agree".