

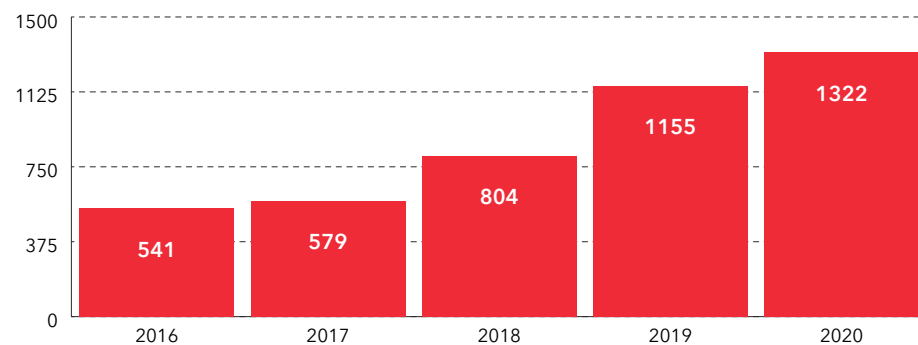
# International Undergraduate Student Enrolment and Recruitment (2020-21)

Over the past few years, UWinnipeg has experienced a significant growth in its international student enrolment. This trend continues despite the challenges created by COVID-19. As of November 1st, 2020, there are 1322 undergraduate international students enrolled at UWinnipeg, representing 14% of the overall undergraduate student body. Student Recruitment has pivoted to a digital model of recruitment, focusing on virtual fairs, webinars, and increased online marketing campaigns. International Admissions has adapted its procedures for processing applications and receiving documents as most institutions now issue electronic transcripts, and has adjusted timelines to address global disruptions in school and exam schedules and results.

## Top International Undergraduate Source Countries

India.....	745	China .....	40
Nigeria .....	123	Vietnam.....	39
Brazil.....	52	United States.....	36
Bangladesh.....	44	Pakistan.....	15
Nepal.....	41	Korea, Republic of.....	10

## International Undergraduate Student Headcount



**144%**

5-year increase in international student headcount (2016-2020)

**82+**

Countries represented at UWinnipeg (2020)

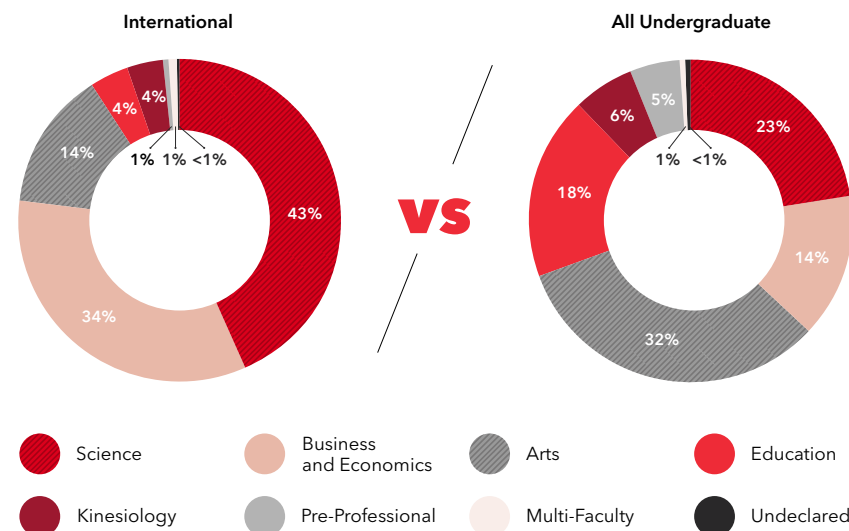
**696**

International student degree or non-degree recipients (2019)

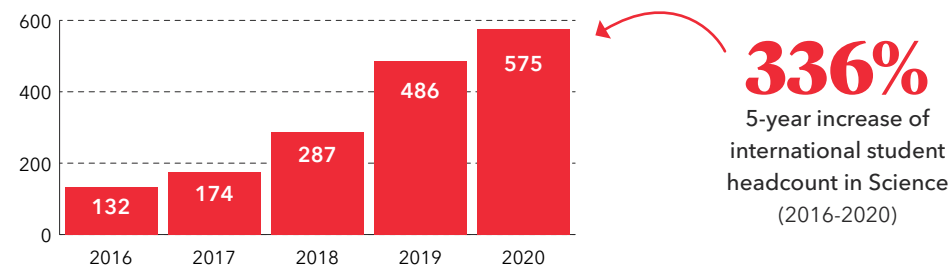
**49%**

Proportion of undergraduate students who identify as female (2020)

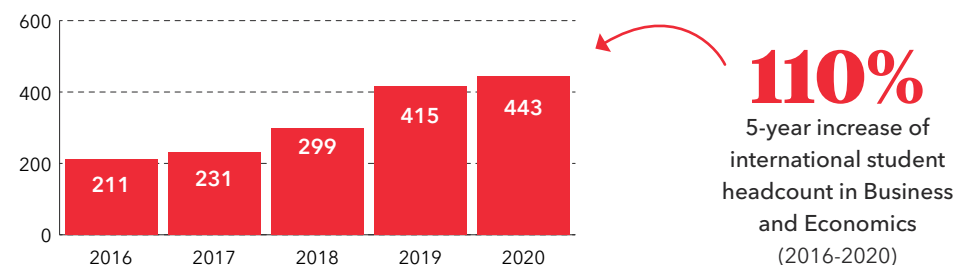
## International Undergraduate vs All Undergraduate Enrolment by Faculty



## International Undergraduate Headcount in Faculty of Science



## International Undergraduate Headcount in the Faculty of Business and Economics



## International, Immigrant, and Refugee Student Services

**IRSS**

UWinnipeg IIRSS is evolving to meet the need of international students. This includes, increasing the number of International Academic Advisors and moving IIRSS to a larger space in the Rice Building. It also means intensifying targeted efforts around transition, retention and inclusion.

## Alignment of Recruitment Efforts with Provincial Priorities

Recognizing that UWinnipeg prepares international students for a future careers, recruitment efforts are aligning with Manitoba's efforts to attract skilled immigrants. Data from the Manitoba Provincial Nominee Program (MPNP) suggests that the opportunity for immigration is a significant draw for many students. We are focusing our efforts on existing pathways, such as Nigeria, India and Brazil, but also expanding our efforts into other English-speaking countries in Africa, as well as Bangladesh, and Latin America.

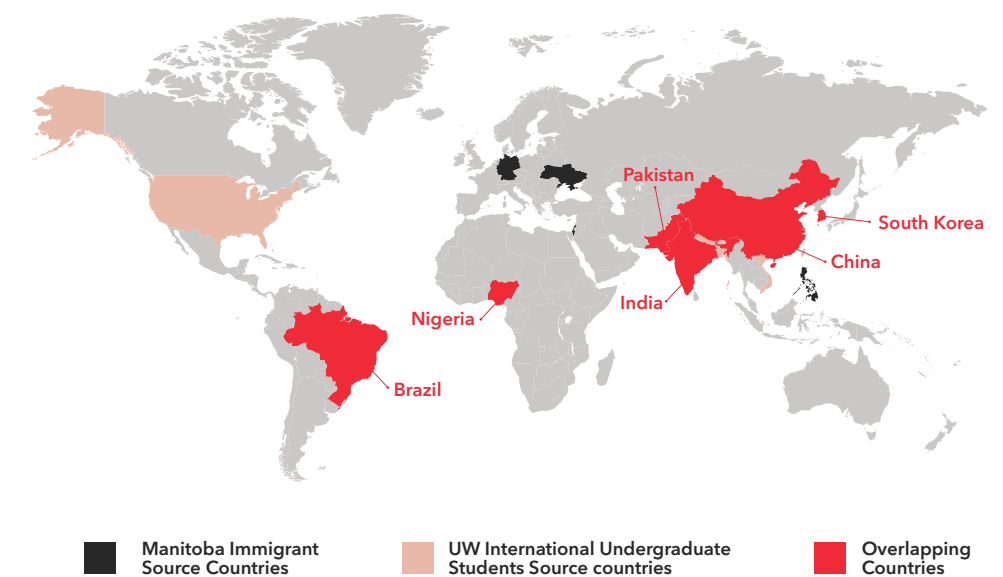
### International Undergraduate Recruiting States (ranked by priority 2020)

1. Africa\*
2. Middle East\*
3. India
4. United States
5. Bangladesh
6. Mexico
7. Brazil & Latin America\*
8. Jamaica
9. Nepal
10. Eurasia\*

### Manitoba Economic Permanent Residents (top 10 Source Countries 2019)

1. India..... 3755
2. Philippines..... 1885
3. China..... 1600
4. Nigeria..... 1500
5. Brazil..... 540
6. South Korea..... 365
7. Pakistan..... 360
8. Ukraine..... 325
9. Israel..... 275
10. Germany..... 260

## Top Manitoba Economic Immigrant Source Countries Compared to International Undergraduate Students Source Countries



### Supplemental Notes:

**Enrolment Data:** All International student enrolment data is from the UWinnipeg Student Information System (Data as of November 1st, 2020). Data excludes visiting and exchange students.

**Immigration Data:** Province of Manitoba, MPNP Internal Data, 2020

**Degree and non-degree credential Data:** UWinnipeg Student Information System

**Economic Immigrant definition:** someone who has been selected for their ability to contribute to Canada's economy through their ability to meet labour market needs, to own and manage or to build a business, to make a substantial investment, to create their own employment or to meet specific provincial or territorial labour market needs.

\***Anglophone Africa:** Nigeria, Rwanda, Ethiopia, Kenya, Uganda, and Tanzania

\***Middle East:** United Arab Emirates, Oman, Qatar, and Iran

\***Latin America:** Brazil, Ecuador, and Colombia

\***Eurasia:** Kazakhstan, Kyrgyzstan, Uzbekistan