

62%
FEMALE

The University of Winnipeg ENROLMENT SNAPSHOT 2019

UWinnipeg, like many universities across Canada, is experiencing growth in international student enrolments. International students now represent 13% of our student body. International undergraduate students are most likely to be pursuing a degree in the Faculty of Science or the Faculty of Business & Economics, which differs from the overall population of undergraduate students who are most likely to be pursuing a degree in the Faculty of Arts or the Faculty of Science.

96%
FROM MB
(DOMESTIC STUDENTS)

34%
IN ARTS

22%
FIRST ADMISSION

10%
INDIGENOUS

77%
FULL-TIME

13%
INTERNATIONAL

23
AVERAGE AGE

9415
UNDERGRADUATE

269
GRADUATE

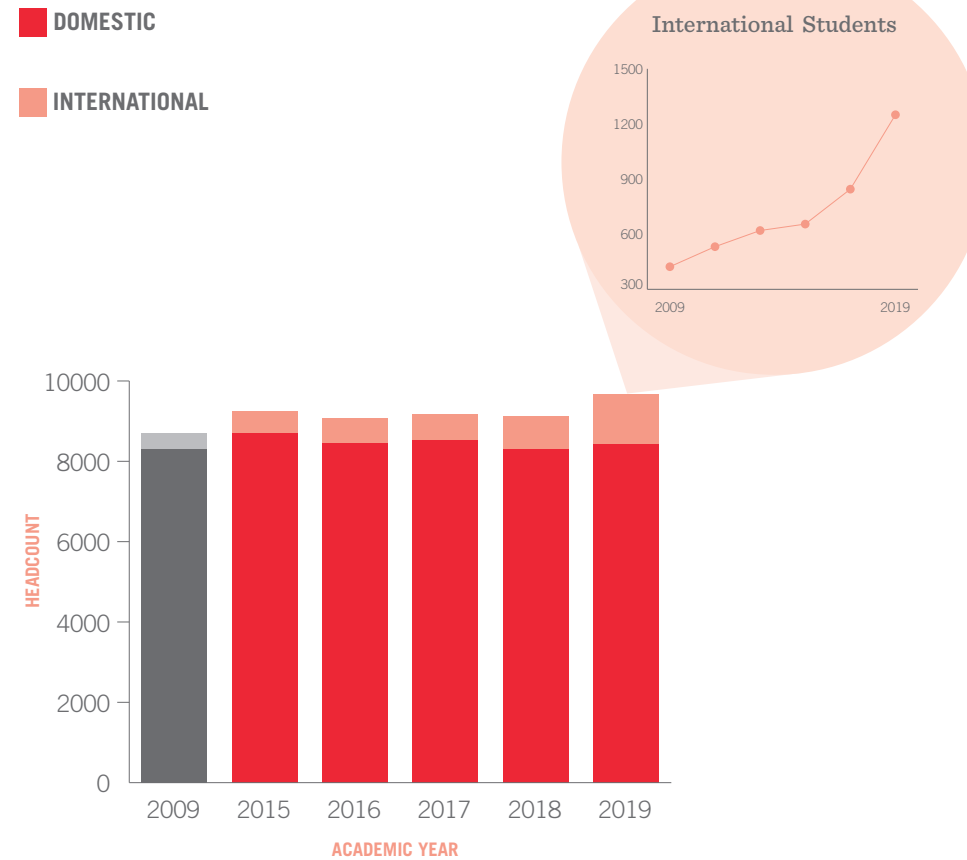
1198
PAGE

185
ELP

433
COLLEGIATE

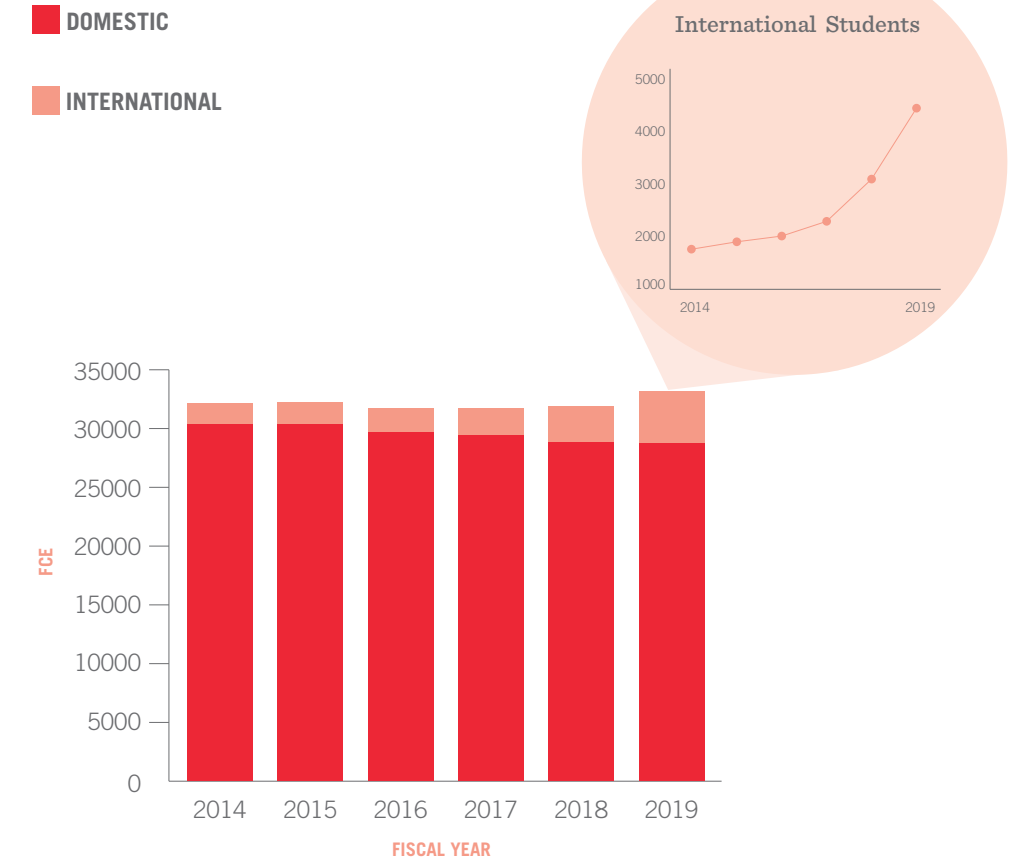
Undergraduate Headcount

International and Domestic



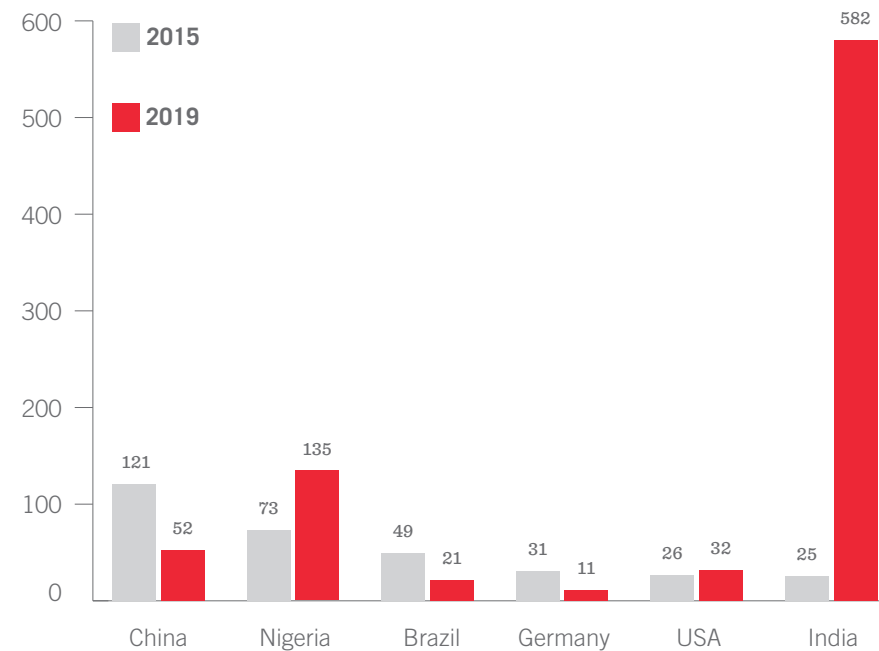
Undergraduate Full-Course Equivalent (FCE)

International and Domestic



International Student Historical Headcount

Top 6 Countries of Origin in 2015 with 2019 comparison



TOP 3 INTERNATIONAL UNDERGRADUATE STUDENT MAJORS

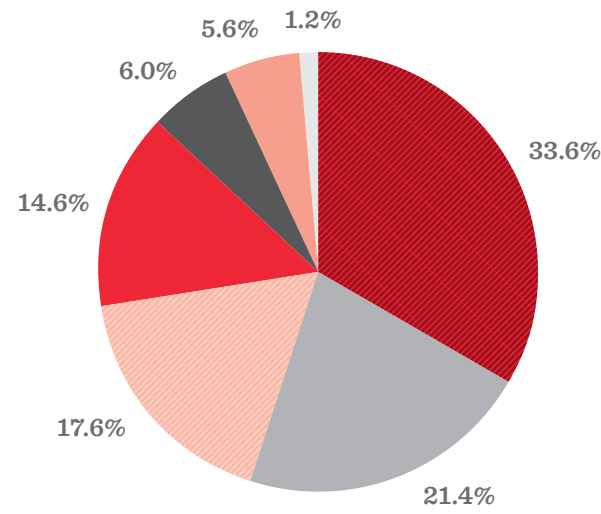
- 1 **29.6%** BUSINESS AND ADMINISTRATION
- 2 **22.8%** APPLIED COMPUTER SCIENCE
- 3 **8.3%** BIOLOGY

Diversity in our student body is having a positive impact on classroom discussions, because when our dialogue is informed by a diverse range of perspectives, we gain a broader view of the world.

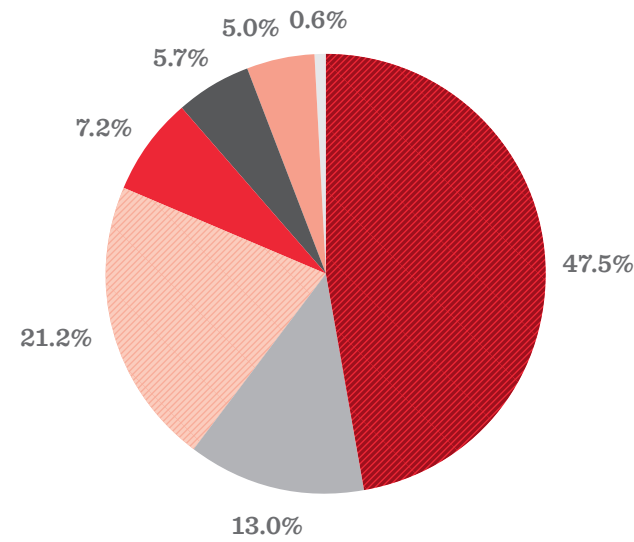
Dr. Annette Trimbee
2019 State of the University Address

Enrolment by Faculty

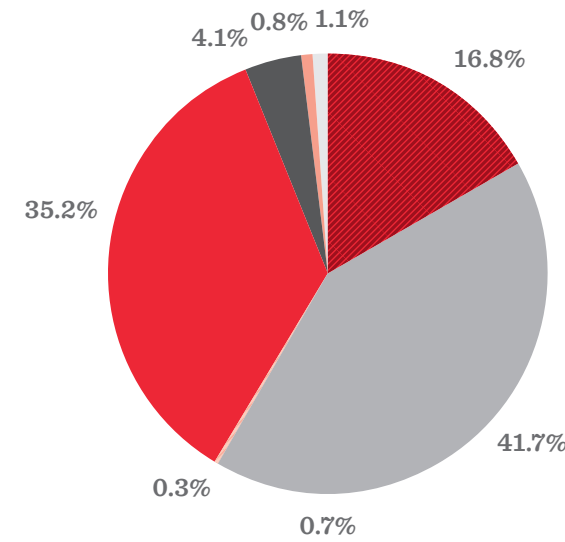
ALL UNDERGRADUATE STUDENTS



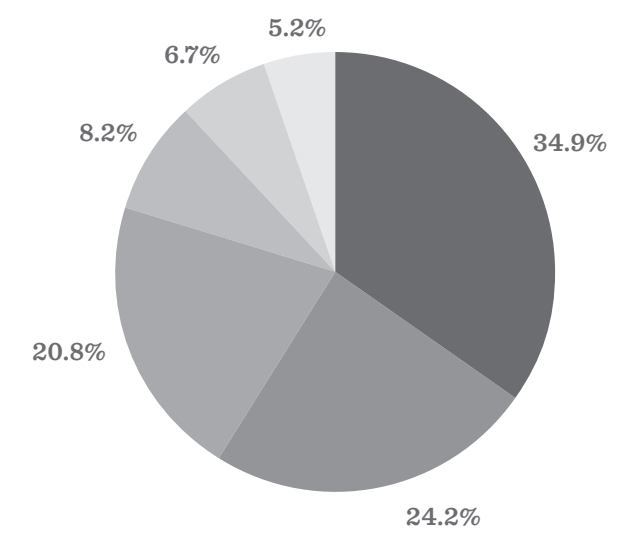
UNDERGRADUATE INDIGENOUS STUDENTS



UNDERGRADUATE INTERNATIONAL STUDENTS



ALL GRADUATE STUDENTS



FACULTY	UNDERGRADUATE (n=9415)	INDIGENOUS (n=950)	INTERNATIONAL (n=1188)
Arts	33.6%	47.5%	16.8%
Science	21.4%	13.0%	41.7%
Education	17.6%	21.2%	0.3%
Business and Economics	14.6%	7.2%	35.2%
Kinesiology	6.0%	5.7%	4.1%
Pre-Professional	5.6%	5.0%	0.8%
Multi-Faculty and Undeclared	1.2%	0.6%	1.1%

GRADUATE PROGRAM (n=269)	Percentage
MFT	34.9%
Science	24.2%
Arts	20.8%
Business and Economics	8.2%
Theology	6.7%
JMP	5.2%

SUPPLEMENTAL NOTES: Undergraduate Students

62% Women: Data as of Nov. 1, 2019, from the University of Winnipeg Student Information System (SIS). Students have the opportunity to self-identify their gender on their application to UWinnipeg. Nationally, 66% of students at other Canadian universities identify as women (source: 2017 Canadian University Survey Consortium (CUSC) Survey of Middle Years Students).

10% Indigenous: Data as of Nov. 1, 2019, from the UWinnipeg SIS. Students have the opportunity to self-identify their Indigenous identity on their application to UWinnipeg. Nationally, 5% of students at other Canadian universities self-identify as Indigenous (source: 2017 CUSC Survey of Middle Years Students).

13% International: Data as of Nov. 1, 2019, from the UWinnipeg SIS. Nationally, 11% of students at other Canadian universities are international (source: 2017 CUSC Survey of Middle Years Students).

22% First Admission: Data as of Nov. 1, 2019, from the UWinnipeg SIS. First Admission is defined as any student who is registered in an undergraduate course for the first time at UWinnipeg. This value includes students who may have transferred credits from a different institution or who may already have a degree/diploma from a different post-secondary institution.

77% Full-time: Data as of Nov. 1, 2019, from the UWinnipeg SIS. Full-time is defined as being registered for 9 or more credit hours in a term. Nationally, 84% of students at other Canadian universities attend school full-time (source: 2017 CUSC Survey of Middle Years Students).

Average age 23: Data as of Nov. 1, 2019, from the UWinnipeg SIS. Age is calculated based on a student's birth year as indicated on their application form. Nationally, the average age at other Canadian universities is 21 (source: 2017 CUSC Survey of Middle Years Students).

96% Domestic Students from Manitoba: Data as of Nov. 1, 2019, from the UWinnipeg SIS. High School on record.

34% in Arts: Data as of Nov. 1, 2019, from the UWinnipeg SIS.

Enrolment Summary

9415 Undergraduate: Headcount. Data as of Nov. 1, 2019, from the UWinnipeg SIS.

269 Graduate: Headcount. Data as of Nov. 1, 2019, from the UWinnipeg SIS. Data include graduate students enrolled in a joint master's program (JMP) with the University of Manitoba.

1198 Professional, Applied and Continuing Education students (PACE): Headcount. Data as of Nov. 1, 2019 from PACE. 358 full-time and 1350 part-time students. The primary goal of UWinnipeg's PACE area is to offer programming that reflects the needs of industry and prepare graduates for high-growth careers.

433 Collegiate students: Headcount. Data as of Sept. 1, 2019 from the Collegiate. The Collegiate offers Grades 9, 10, 11, and 12 programs.

185 English Language Program students (ELP): Headcount. Data as of Oct. 1, 2019, from ELP. UWinnipeg's English Language Program (ELP) delivers high quality programming to international and domestic students seeking to enhance their English proficiency.

Undergraduate Headcount (historical): Data as of Nov. 1, 2019, from the UWinnipeg SIS.

Full Course Equivalent (FCE) (historical): Data as of Nov.1, 2019, from the UWinnipeg SIS. 1 FCE = 6 credit hours.

International Historical Headcount (Top 5 countries of origin): Data as of Nov. 1, 2019, from the UWinnipeg SIS. Data shows historical enrolment data of 5 countries of origin with the most students enrolled at UWinnipeg.

International Student Enrolment by Major (Top 3): Data as of Nov.1, 2019, from the UWinnipeg SIS. Determined by declared major on the student's record.

Enrolment by Faculty (all undergraduate): Data as of Nov. 1, 2019, from the UWinnipeg SIS. Determined by declared major on the student's record. "Pre-professional" is not a stand-alone faculty. UWinnipeg provides courses that can be used to fulfil the admission requirements for professional programs at other Canadian Universities. UWinnipeg currently offers 14 pre-professional programs.

Enrolment by Faculty (graduate): Data as of Nov. 1, 2019, from the UWinnipeg SIS. MFT= Master of Marriage and Family Therapy. JMP= Joint Master's Program (with UofM).

Enrolment by Faculty (Indigenous Undergraduate): Data as of Nov.1, 2019, from the UWinnipeg SIS. Determined by declared major on the each student's record. "Pre-professional" is not a stand-alone faculty. UWinnipeg provides courses that can be used to fulfil the admission requirements for professional programs at other Canadian Universities. UWinnipeg currently offers 14 pre-professional programs.

Enrolment by Faculty (International Undergraduate): Data as of Nov.1, 2019, from the UWinnipeg SIS. Determined by declared major on the student's record. "Pre-professional" is not a stand-alone faculty. UWinnipeg provides courses that can be used to fulfil the admission requirements for professional programs at other Canadian Universities. UWinnipeg currently offers 14 pre-professional programs.