

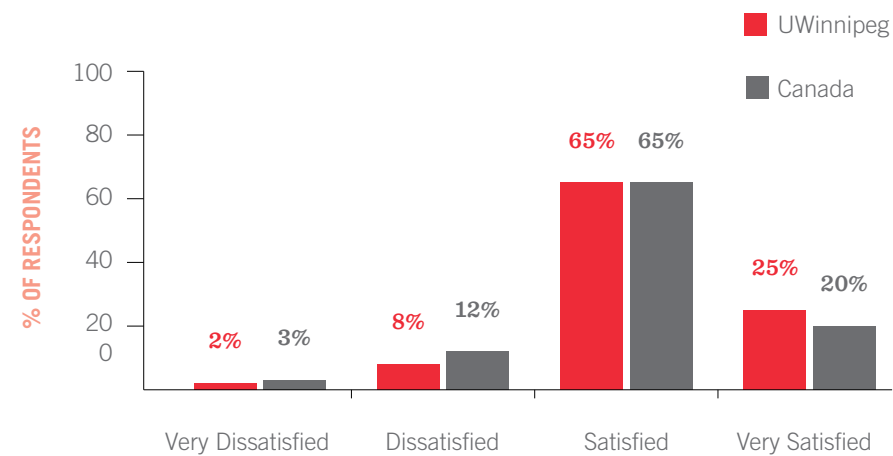
CANADIAN UNIVERSITY SURVEY CONSORTIUM (CUSC)

2018 Survey of Graduating Students

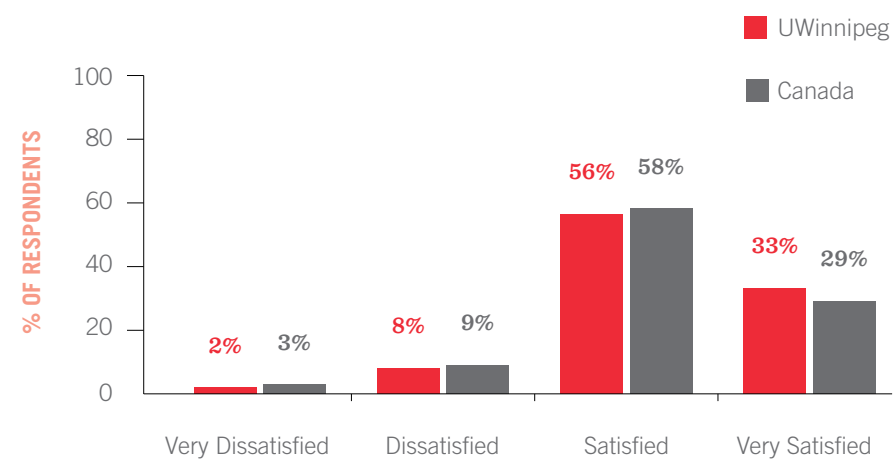
CUSC is Canada's longest standing and foremost provider of undergraduate student satisfaction and experience surveys. The surveys run once a year in the Winter term and operate on a three year cycle, alternating between first year students, middle years students, and graduating students. In the Winter Term of 2018, UWinnipeg undergraduate students who were enrolled in the final year of their program and were eligible to graduate in the spring of 2018 were surveyed. Out of 1,076 surveys distributed, 285 were completed (response rate: 26.5%). Nationally, 32 universities participated in the survey with an average response rate of 29.1%. ^a



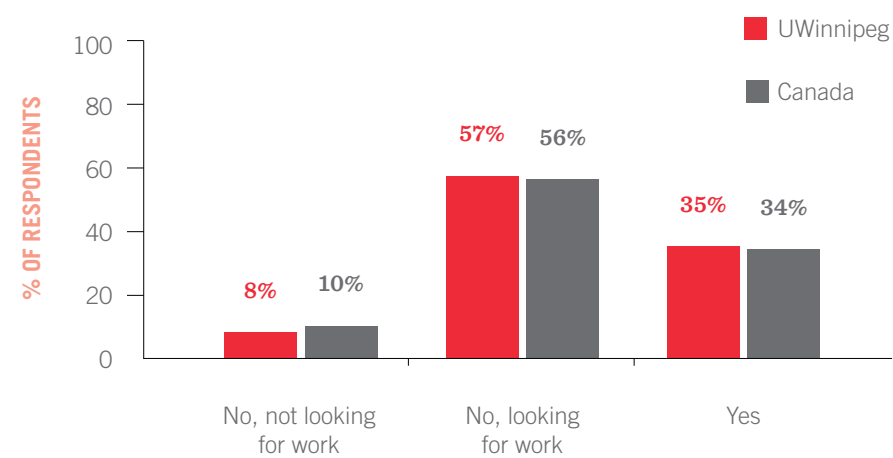
Satisfaction with overall quality of education at UWinnipeg (2018)



Satisfaction with decision to attend UWinnipeg (2018) ^b




Do you have employment arranged? (2018)



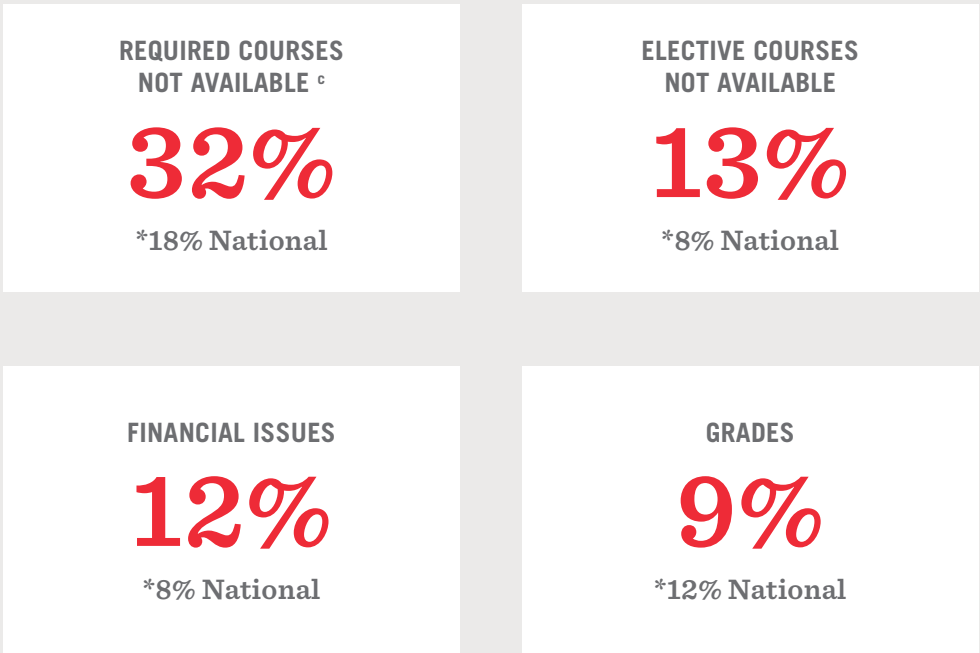
Delay in Program Completion (2018)

49%
of UWinnipeg graduating students reported having had some delay in completing their program.



37%
of nationally surveyed respondents reported having had some delay in completing their program.

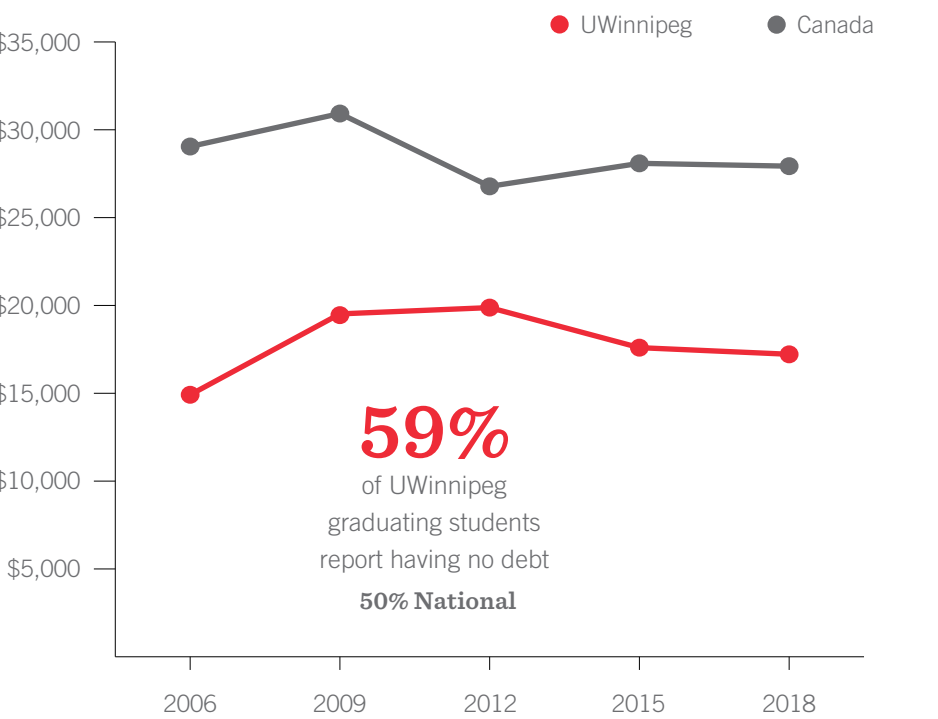
Reasons for delay in program completion at UWinnipeg (2018)



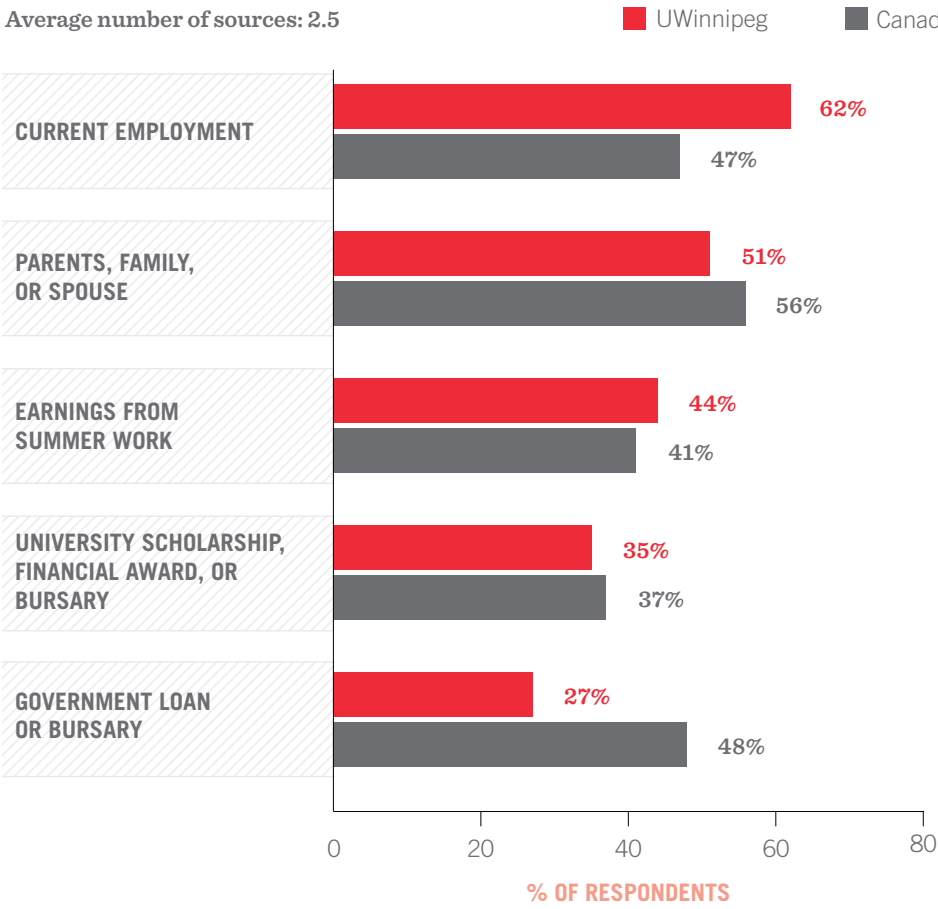
UWinnipeg Actions

- Budget 2019-2022 invests in the strategic priority of Student Experience and Success
- The University is developing and implementing a strategy to better understand and improve student retention and success rates.
- The recently introduced Student Planning tool allows students to identify required courses early in their program, hopefully reducing the need to register in a required course during their final term.
- Senate is working to solve challenges with course availability by looking carefully at course additions and deletions.

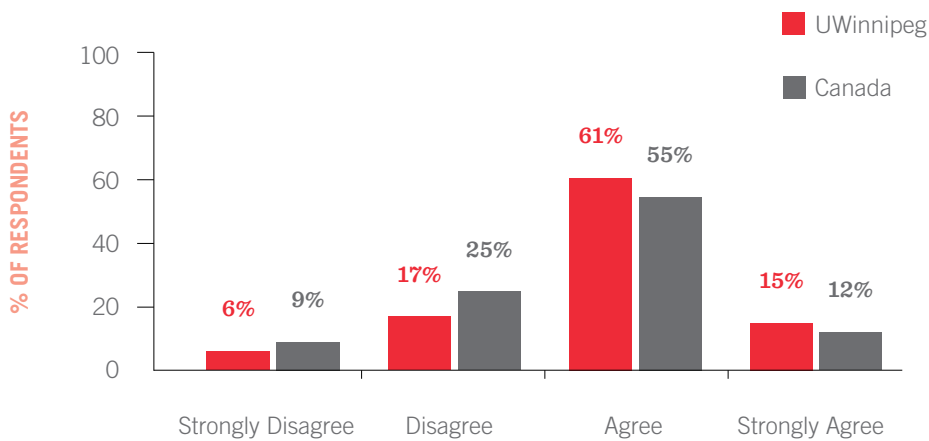
Average Debt at Graduation (of those who have debt) ^d



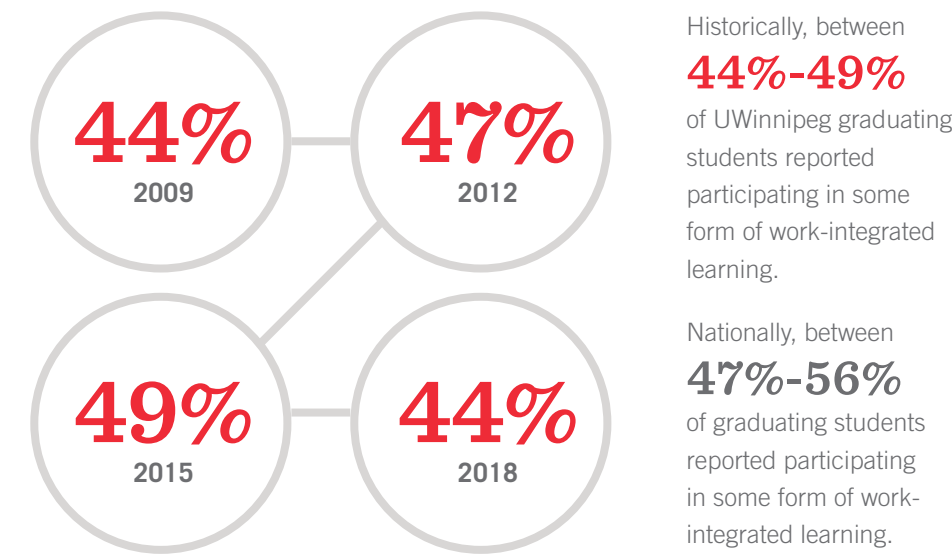
Sources of Financing (2018)



Received Good Value for Money at this University (2018)



Participation in Work-Integrated Learning



UWinnipeg Actions

- The UWinnipeg Strategic Directions document recognized the need for the University to ensure the educational experience responds to signals in our environment, incorporating technology and experiential learning in thoughtful and practical ways that support students.
- UWinnipeg has a number of programs that include work-integrated learning.
- Over the next year, UWinnipeg will develop a work-integrated learning strategy with the goal of providing all UWinnipeg students at least one opportunity to experience work-integrated learning as part of their program of study.

Participation in Specific Types of Work-Integrated Learning (2018)

PRACTICUM ^e
25%
***15% National**

WORK EXPERIENCE
16%
***18% National**

SERVICE LEARNING
12%
***13% National**

INTERNSHIP
12%
***17% National**

CO-OP
4%
***17% National**

Supplemental Notes

- a. Respondent profile:**
Average age: 24.4 (National: 23.4)
12% self-identify as Indigenous (National: 3%)
30% self-identify as a visible minority (National: 40%)
23% self-identify as a person with a disability (National: 22%)
20% report their parents' highest level of education as high school or less (National: 14%)
65% live with parents, guardians or relatives (National: 37%)
8% have children (National: 4%)
79% report working during the academic year (National: 60%)
41% started post-secondary education in 2012 or earlier (National: 23%); 30% started in 2013 (National: 31%); 20% started in 2014 (National: 41%)
34% interrupted their studies for one or more terms (National: 21%)
- b. Satisfaction with decision to attend UWinnipeg**
Totals may not add up to 100% due to rounding.
- c. Reasons reported for delay in program completion**
Required courses not available: All University of Winnipeg degrees have general, major and course requirements which reflect the University's commitment to a liberal arts and science education. Students are required to develop depth of knowledge in one or more subject areas by fulfilling Major or Honours requirements; to develop breadth of knowledge by fulfilling Humanities, Science, Social Science, and Indigenous Course requirements; and to develop their writing skills by fulfilling a Writing Requirement.
- d. Average Debt at Graduation**
Average Debt at Graduation: Amount of debt is all self-reported by respondents. Debt numbers are all displayed in 2018 dollar equivalent.
- e. Types of work-integrated learning**
25% of students participate in practicum: Education students are required to participate in a practicum before they graduate.