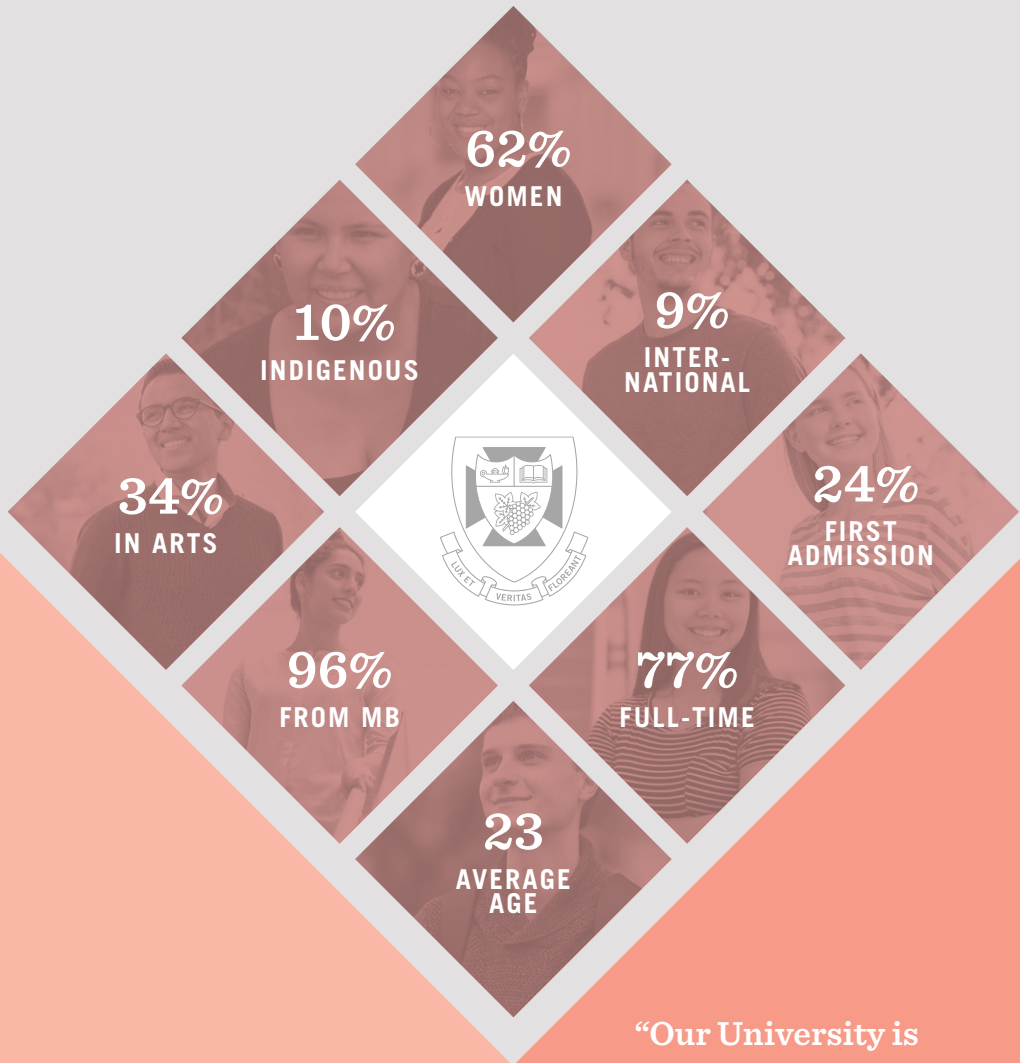


2018 University of Winnipeg ENROLMENT SNAPSHOT

Undergraduate Students

UWinnipeg's Strategic Directions lists our small class sizes and student and faculty interaction as one of our key strengths. To this end, we are committed to maintaining enrolment numbers at around 10,000 students. This year's enrolment data confirms we are meeting this goal.

The demographics of our student body are changing. We are becoming more diverse – we are welcoming more Indigenous and international students on campus.



“Our University is enriched in every aspect by diversity and inclusion.”

Dr. Annette Trimbee
2018 State of the University Address

UNDERGRADUATE: 9137

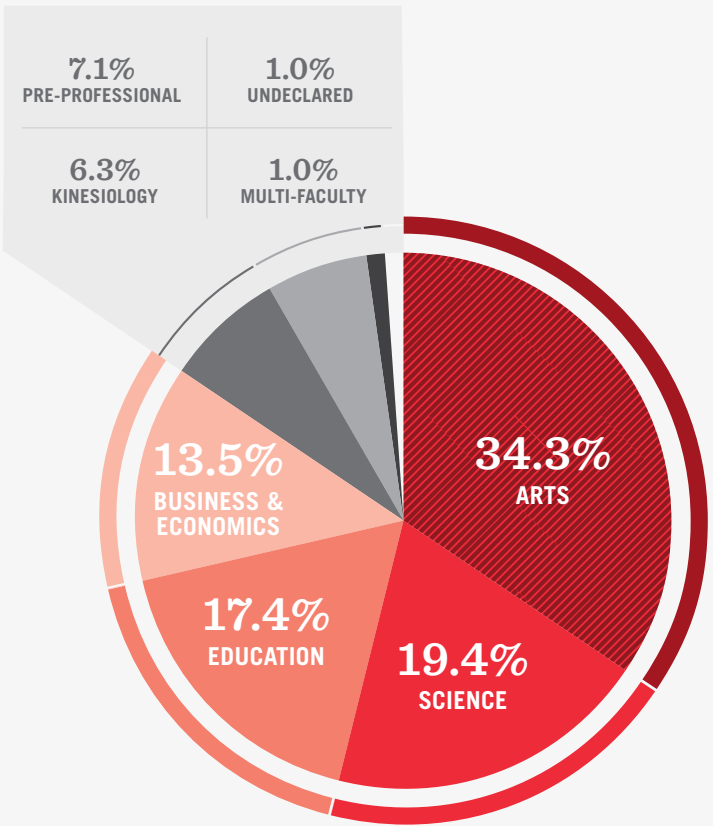
GRADUATE: 282

PACE: 2767

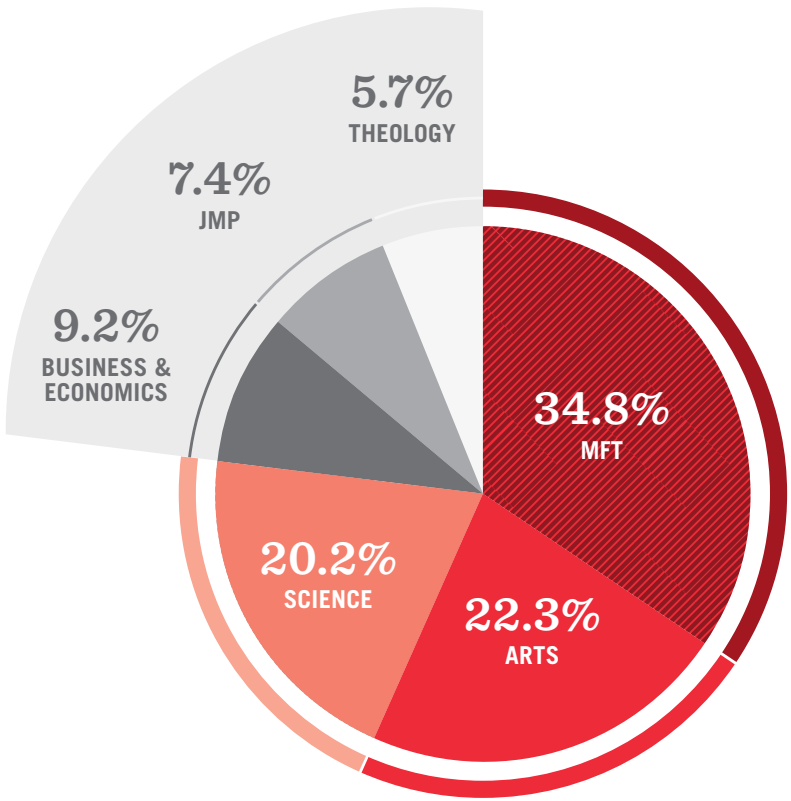
ELP: 237

COLLEGIATE: 445

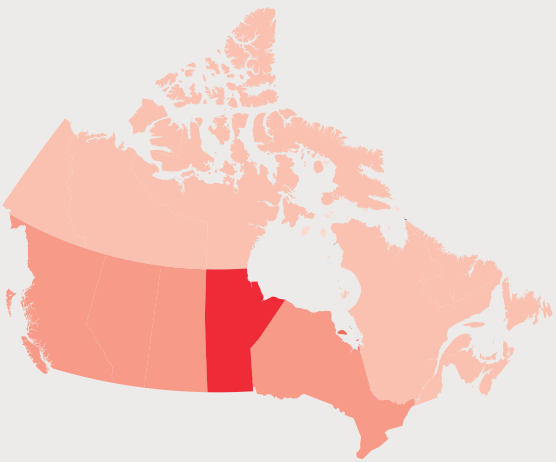
Undergraduate Enrolment by Faculty



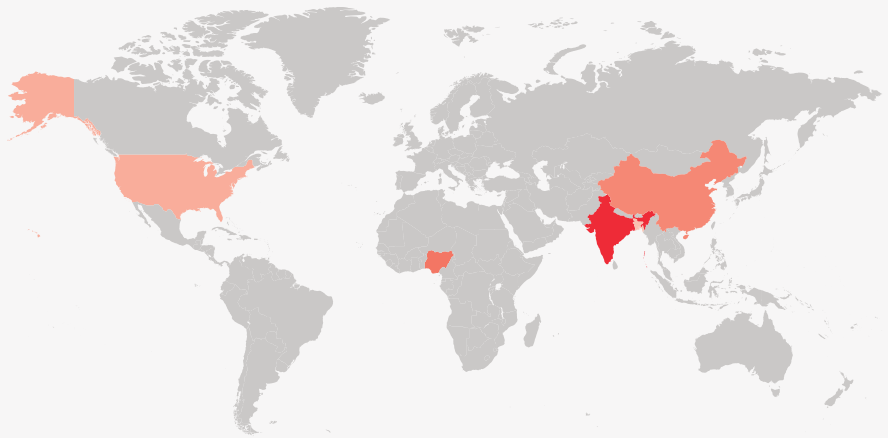
Graduate Enrolment by Faculty



Undergraduate Domestic Enrolment by Region

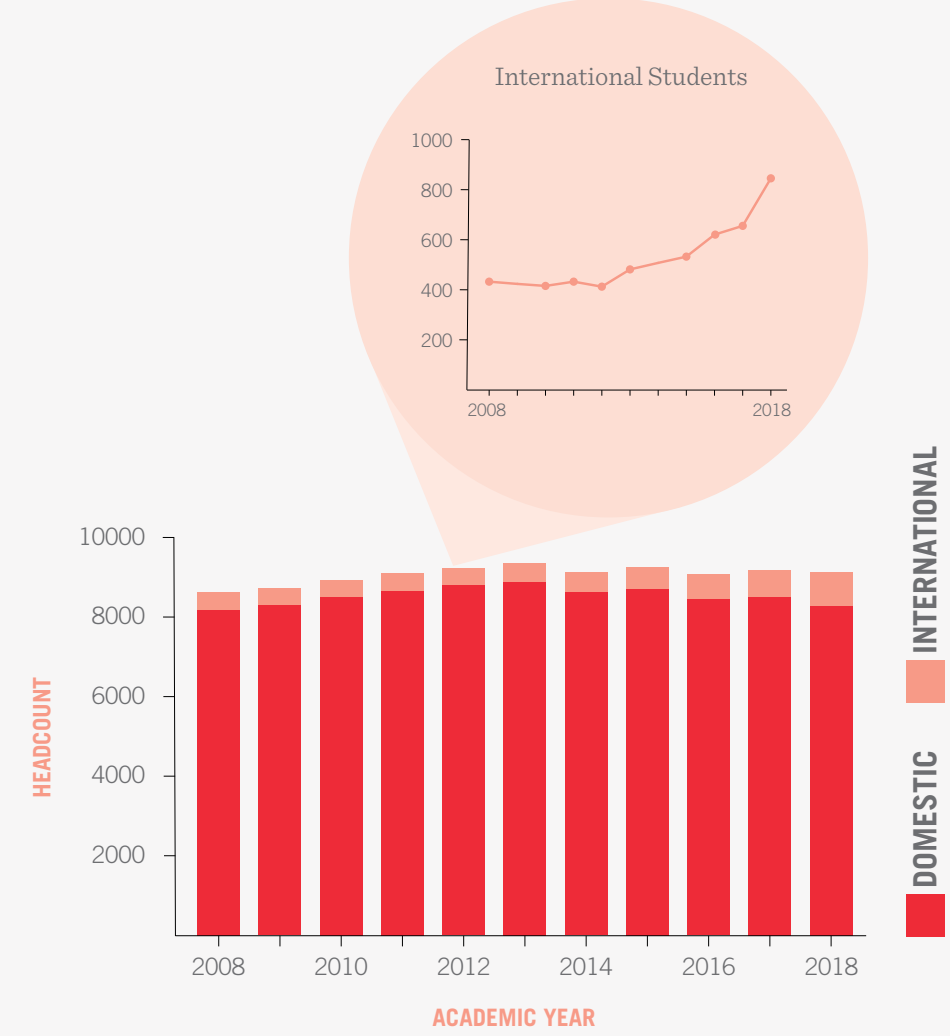


Undergraduate International Enrolment by Country (Top 5)



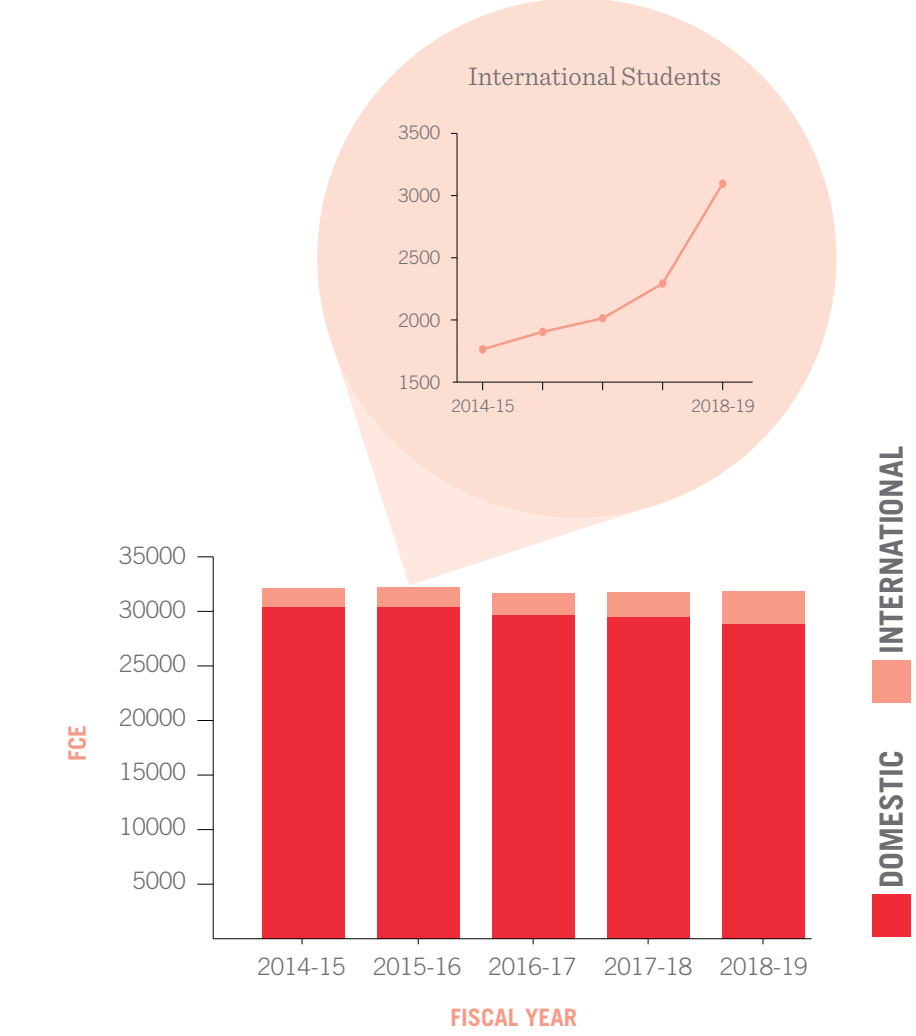
Undergraduate Headcount

Ten Year, International and Domestic

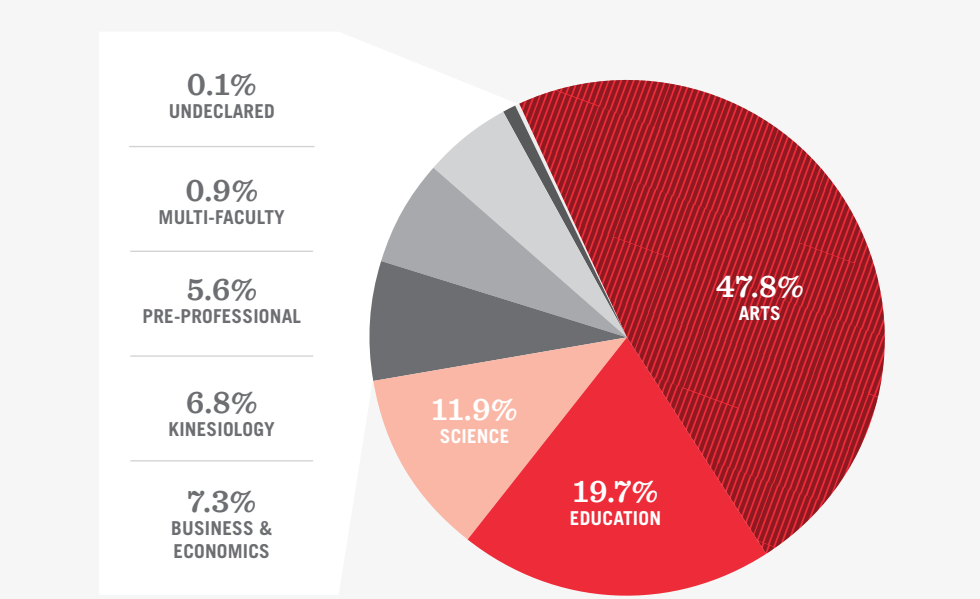


Undergraduate Full-Course Equivalent (FCE)

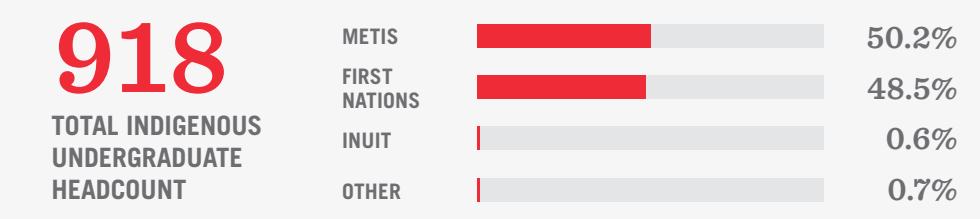
Five Year, International and Domestic



Indigenous Undergraduate Enrolment by Faculty



Undergraduate Enrolment by Indigenous Identity



Supplemental Notes

Undergraduate Students

62% Women: Data as of Nov. 1, 2018, from the University of Winnipeg Student Information System (SIS). Students have the opportunity to self-identify their gender on their application to UWinnipeg. Nationally, 66% of students at other Canadian universities identify as women (source: 2017 Canadian University Survey Consortium (CUSC) Survey of Middle Years Students).

10% Indigenous: Data as of Nov. 1, 2018, from the UWinnipeg SIS. Students have the opportunity to self-identify their Indigenous identity on their application to UWinnipeg. Nationally, 5% of students at other Canadian universities self-identify as Indigenous (source: 2017 CUSC Survey of Middle Years Students).

9% International: Data as of Nov. 1, 2018, from the UWinnipeg SIS. Nationally, 11% of students at other Canadian

universities are international (source: 2017 CUSC Survey of Middle Years Students).

24% First Admission: Data as of Nov. 1, 2018, from the UWinnipeg SIS. First Admission is defined as any student who is registered in an undergraduate course for the first time at UWinnipeg. This value includes students who may have transferred credits from a different institution or who may already have a degree/diploma from a different post-secondary institution.

77% Full-time: Data as of Nov. 1, 2018, from the UWinnipeg SIS. Full-time is defined as being registered for 9 or more credit hours in a term. Nationally, 84% of students at other Canadian universities attend school full-time (source: 2017 CUSC Survey of Middle Years Students).

Average age 23: Data as of Nov. 1, 2018, from the UWinnipeg SIS. Age is calculated based on a student's birth

year as indicated on their application form. Nationally, the average age at other Canadian universities is 21 (source: 2017 CUSC Survey of Middle Years Students).

96% from Manitoba: Data as of Nov. 1, 2018, from the UWinnipeg SIS.

34% in Arts: Data as of Nov. 1, 2018, from the UWinnipeg SIS.

Enrolment Summary

9137 Undergraduate: Headcount. Data as of Nov. 1, 2018, from the UWinnipeg SIS.

282 Graduate: Headcount. Data as of Nov. 1, 2018, from the UWinnipeg SIS. Data include graduate students enrolled in a joint master's program (JMP) with the University of Manitoba.

2767 Professional, Applied and Continuing Education students (PACE): Headcount. Data as of Nov. 1, 2018 from

PACE. 337 full-time and 2460 part-time students. The primary goal of UWinnipeg's PACE area is to offer programming that reflects the needs of industry and prepare graduates for high-growth careers.

445 Collegiate students: Headcount. Data as of Sept. 1, 2018 from The Collegiate. The Collegiate offers Grades 9, 10, 11, and 12 programs.

237 English Language Program students (ELP): Headcount. Data as of Oct. 1, 2018, from ELP. UWinnipeg's English Language Program (ELP) delivers high quality programming to international and domestic students seeking to enhance their English proficiency.

Enrolment by Faculty (undergraduate): Data as of Nov. 1, 2018, from the UWinnipeg SIS. Determined by declared major on the student's record. "Pre-professional" is not a stand-alone faculty. UWinnipeg provides courses that can

be used to fulfil the admission requirements for professional programs at other Canadian Universities. UWinnipeg currently offers 14 pre-professional programs.

Enrolment by Faculty (graduate): Data as of Nov. 1, 2018, from the UWinnipeg SIS. Graph excludes one student who is not registered in a specific faculty. MFT= Master of Marriage and Family Therapy.

Domestic Undergraduate Enrolment by Region: Data as of Nov. 1, 2018, from the UWinnipeg SIS. Based on High School on record. N=7578, Unknown=714

International Undergraduate Enrolment (Top 5): Data as of Nov. 1, 2018, from the UWinnipeg SIS. Data shows 5 countries of origin with the most students enrolled at UWinnipeg.

Undergraduate Headcount (historical): Data as of Nov. 1, 2018, from the UWinnipeg SIS. UWinnipeg admitted 114

new international undergraduate students from India in the Winter term of 2017-18.

Full Course Equivalent (FCE) (historical): Data as of Nov.1, 2018, from the UWinnipeg SIS. 1 FCE = 6 credit hours.

Indigenous Undergraduate Enrolment by Faculty: Data as of Nov.1, 2018, from the UWinnipeg SIS. Determined by declared major on the each student's record. "Pre-professional" is not a stand-alone faculty. UWinnipeg provides courses that can be used to fulfil the admission requirements for professional programs at other Canadian Universities. UWinnipeg currently offers 14 pre-professional programs.

Undergraduate Enrolment by Indigenous Identity: Data as of Nov.1, 2018, from the UWinnipeg SIS. Students have the opportunity to self-identify their Indigenous identity on their application to UWinnipeg.