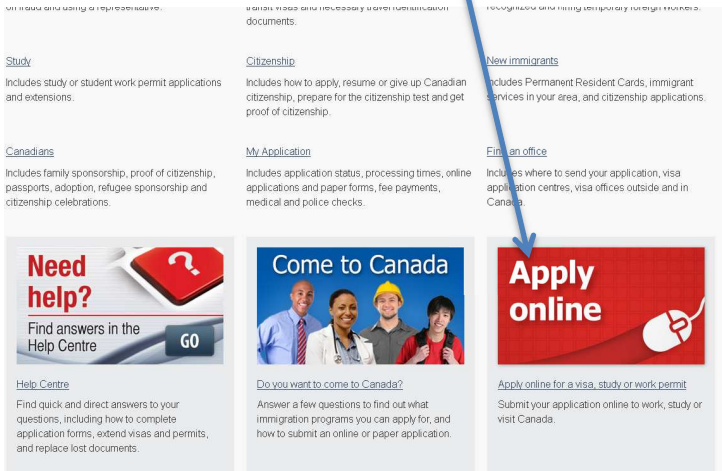
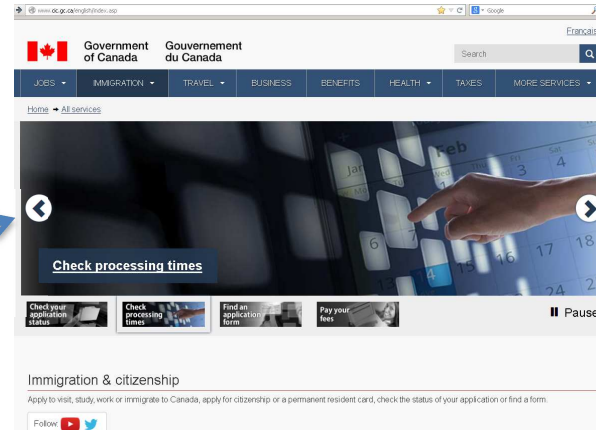


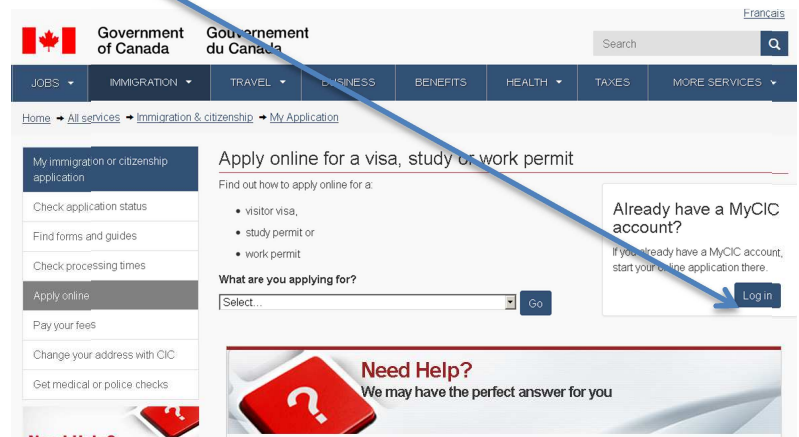
CIC ONLINE APPLICATION PROCESS: GCKEY, MYCIC, & PHOTO SPECIFICATIONS

STEP 1 Go to the CIC Website

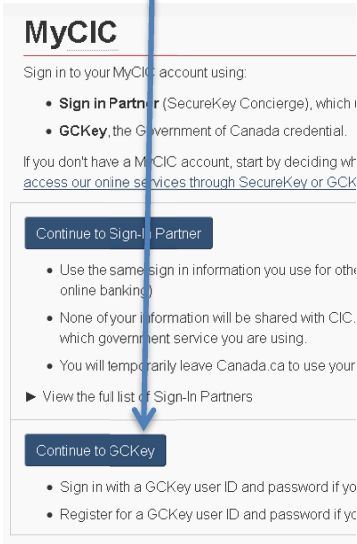
- Go to the CIC website at www.cic.gc.ca.
- Select 'English' as your language.
- You will be taken to a screen that looks similar to this:
- Move down the webpage until you see a red button on the right side of the page which is entitled "Apply Online". Click this button.



- On the right hand side of the screen you will see a box that states 'Already have a MyCIC account?'. Click the 'Login' button in this box:



- You will be taken to a screen called 'MyCIC'. Scroll down until you see the button which states "Continue to GC Key" (If you hold an online account with the following banks, you can use the User ID and password from that account to login to MyCIC: BMO, Choice Rewards, ING Direct, Scotiabank, or TD. You would then select the 'Continue to Sign-In Partner' button at this screen).



- You will be taken to the screen called 'GCKeY Log In or Register'. Click the 'Register for a new GC Key' link if you haven't registered or if you have forgotten your GCKeY. If you know your GCKeY, enter your username and password and click 'Log in'.

GCKeY Log In or Register

Welcome to the Government of Canada's GCKeY service.
You will need a GCKeY in order to securely conduct online transactions with multiple Govern
From this page, you can:

- Register for a new GCKeY
- Log in with an existing GCKeY

If you already have a GCKeY, please enter your GCKeY User ID and Password below and se
can also change your password, change your recovery questions and answers, and revoke

User ID: (required)

Password: (required)

[Forgot Your Password?](#) [Register for a new GCKeY](#)

Log In Clear All

STEP 2 Register for your GCKey

- Read the terms and conditions and click 'I Accept' if you agree.

GCKey Registration Step 1 of 2

Terms and Conditions of Use

In return for the Government of Canada providing you with a GCKey, you agree to abide by the following

- You understand and accept that you are at all times responsible for your GCKey User ID, Password have obtained them, you are responsible for revoking your GCKey and obtaining a new one with a r
- You understand and accept that the Government of Canada can revoke your GCKey for security or
- You understand and accept that the Government of Canada disclaims all liability except in cases c of or reliance upon the GCKey service. More details can be found in our [Disclaimers](#).

By selecting the **I accept** button, you are accepting the GCKey Terms and Conditions as stated above. end this process.

Tips on Creating your User ID:

- Must be 6-18 characters
- May contain up to 7 digits
- Do not use special characters (% , * , # , etc.)

- When asked to select a recovery question, choose any one of the questions provided. Make sure that the question you choose has an answer that will be easy for you to remember. You would then type the answer to the question in the 'My Recovery Answer' box.

Select a Recovery Question: (required)

What is the first musical instrument I ever played?

My Recovery Answer: (required)

Piano

- In the box 'My Memorable Person', enter the name of someone that is important to you.
- In the box 'My Memorable Person Hint' enter the reason that the person is important to you. When you log in to your MyCIC Account, you will be given this text and you will have to remember and enter the name of the person that you originally typed into the 'My Memorable Person' box above.

- In the box 'My Memorable Date', enter a date that is important to you.

- In the box 'My Memorable Date Hint', enter the reason why this date is important to you. When you log in to your MyCIC Account, you will be given this text and you will have to remember and enter the date that you originally typed into the 'My Memorable Date' box above.

Create Your Password: (required)

Confirm Your Password: (required)

Please select **Continue** to proceed or click **Cancel** to end this process.

- After creating your password, you will be asked to re-type your password in the 'Confirm Your Password' box.

- Follow the instructions provided to create your User ID, security questions and password.

Create Your User ID: (required)

Your recovery question, answers and hints are used to help you if you forget your Password. Please complete all the required fields below to continue the registration process.

Your recovery question, answers and hints should be easy for you to remember but hard for others to guess. You can optionally use hints to assist you with remembering your answers.

Your answers must contain at least three characters and contain no special characters (for example: %, #, @). Your hints must contain at least three characters and may contain letters, numbers and the following punctuation characters: apostrophe ('), comma (,), dash (-), period (.) and question mark (?).

Select a Recovery Question: (required)

Please select a question...

My Recovery Answer: (required)

My Memorable Person: (required)

My Memorable Person Hint:

My Memorable Date (YYYY-MM-DD): (required)

My Memorable Date Hint:

Your Password must be between eight and sixteen characters, contain at least one upper case letter, one lower case letter and one digit, and be different from your User ID.

Create Your Password: (required)

Confirm Your Password: (required)

Please select **Continue** to proceed or click **Cancel** to end this process.

- You also be asked to list a memorable person and a memorable date. You will be asked these questions when you log in to your account in the future so that it can be verified that the correct person is logging on.

My Memorable Person: (required)

Ron

My Memorable Person Hint:

The person that taught me how to swim

My Memorable Date (YYYY-MM-DD): (required)

2000-03-15

My Memorable Date Hint:

The day I started my first job

- You must also create a password
The password must contain:

- 8-16 characters (letters or numbers)
- One lower-case (small) letter (i.e.: a)
- One upper-case (capital/large) letter (i.e.: A)
- One digit (number) (i.e.: 1)

➤ To check whether you have correctly created your User ID and Password, look at the right hand side of the screen.

If you have met the requirements of each item on the password checklist, you will see green checkmarks.

If you have not met one of the requirements, you will see a red 'x' telling you what you need to change.

Tips: When creating your security questions, User ID, and password try to:

- Think of things that are easy for you to remember but that would be hard for other people to guess.
- AVOID using personal information such as your birthdate or address.
- Think of security questions that have answers that will not change (i.e: Your favorite restaurant may change, but the name of your first pet will not change).
- Write some of your login information in a safe place so that you can find it later.

User ID Checklist:

- ✓ 8-16 Characters
- ✓ No Special Character(s)
- ✓ No more than 7 digits

Password Checklist:

- ✓ 8-16 Characters
- ✓ Lower case letter(s)
- ✗ Upper case letter(s)
- ✓ Digit(s)
- ✗ Passwords match

➤ When you have completed all of these steps, press 'Continue' at the bottom of the screen. If you have successfully created your GCKey, you will be taken to a screen which tells you that you have created a GCKey. Click 'Continue'.

Step 3: Create your MyCIC Account

- You will be taken to a screen and asked to read the MyCIC Terms and Conditions. If you accept these conditions, click 'I Accept'.
- You will be taken to a screen and asked to enter your personal information in order to enroll in MyCIC including your given name (first name), last name (family name, surname), age, and email address. Press 'Continue' when you have finished entering this information.

Enrol for a MyCIC account

You are not yet enrolled in MyCIC.

Fill in all required information and then choose the "Continue" button to create your MyCIC profile. Citizenship and Immigration Canada (CIC) requires that you are and to ensure that:

- your information is available to you only; and
- your identity is validated on your return visits.

Enrol for a MyCIC account

Enter the following information as it appears on your passport. Use the "help" buttons to get details on where you can find this information.

Given Name:

Last Name:

Are you 16 years of age or older? No Yes
You must be 16 years of age or older to enrol for a MyCIC account.

Email Address:

Preferred language of notification:

You will now be asked to create 4 security questions and write down the answers to these questions. These are questions that you will be asked when you login to your MyCIC Account. In order to gain access to your account in the future, you will need to be able to answer the questions exactly as you have originally answered them.

Follow the tips provided in this quick reference sheet to create your questions. Remember, it is better to write questions that have simple answers. DO NOT write your answers in complete sentences.

Create your security questions

Establish questions and answers

Security Question 1 (required)
What is the name of your first pet?

Answer 1 (required)
Alfie

Security Question 2 (required)
In what town did you grow up?

Answer 2 (required)
Arborg

Security Question 3 (required)
What is your favorite winter sport?

Answer 3 (required)
Hockey

Security Question 4 (required)
Who was the performer at the first concert you attended?

Answer 4 (required)
Bon Jovi

Create your security questions

Establish questions and answers

Security Question 1 (required)
What is the name of your first pet?

Answer 1 (required)
The name of my first pet was Alfie

Security Question 2 (required)
What is your favourite restaurant?

Answer 2 (required)
Elements

Security Question 3 (required)
What is your last name?

Answer 3 (required)
Smith

Security Question 4 (required)
Who was the performer at the first concert you attended?

Answer 4 (required)
U2

Here are examples of good questions and answers:

Here are examples of questions and answers that may not be ideal:

- Avoid writing your answers in a complete sentence.
- Avoid making a security question to which the answer may change
- Avoid a security question containing your personal details which may be easily known.
- Your answer must be at least three letters and not contain any numbers.

relied upon as a source of legal advice. It is a reference sheet designed to provide information. This document may describe existing requirements under the Immigration and Immigration Canada (CIC) or the ISS Staff member responsible for immigration, please visit the CIC Website at www.cic.gc.ca or contact the Call Centre in Toronto with the intention to be used in conjunction with personalized immigration information, contact ISS: (204) 786-9469; iss@uwinnipeg.ca - Revisi

ating
t in
rd
of

After creating four security questions and answers successfully, you will be taken into your MyCIC Account. You can now begin your online application.

Photo Specifications

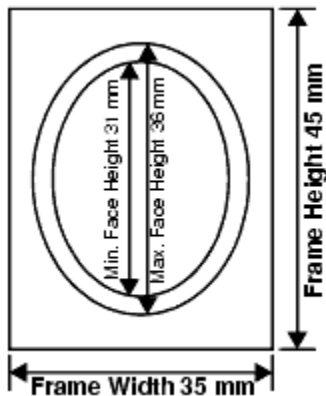


- You will usually be asked to provide one (1) digital photograph of yourself with your online application.
- Your photographs must comply with the specifications below. If the photographs do not meet the specifications, you will have to provide new photographs before your application can be processed.

Requirements

- The face must be square to the camera with a neutral expression, neither frowning nor smiling, with the mouth closed.
- The photographs must be clear, well defined and taken against a plain white or light-coloured background.
- If the photographs are digital, they must not be altered in any way.
- You may wear non-tinted prescription glasses as long as your eyes are clearly visible. Make sure that the frame does not cover any part of your eyes. Sunglasses are not acceptable.
- A hairpiece or other cosmetic accessory is acceptable if it does not disguise your normal appearance.
- If you must wear a head covering for religious reasons, make sure your full facial features are not obscured.

Specifications



- The frame size must be at least 35 mm x 45 mm (1 3/8" x 1 3/4").
- The photographs must show the full front view of the head, with the face in the middle of the photograph, and include the top of the shoulders.
- The size of the head, from chin to crown, must be between 31 mm (1 1/4") and 36 mm (1 7/16").
- Crown means the top of the head or (if obscured by hair or a head covering) where the top of the head or skull would be if it could be seen.

File Format:

- The file may be submitted in JPEG or JPEG2000 format.

File Size:

- The final size of the image should be ideally 240 kB (kilobytes), but not less than 60 kB.

- If an existing photo is being scanned, the minimum resolution must be 600 pixels per inch.
- Digital dimensions are often expressed in pixels or DPI (dots per inch). The physical dimensions in pixels must be at least 420 x 540.

Colour:

- The image must be in color (24 bits per pixel) in sRGB colour space, which is the common output for most digital camera.

****ISS can assist you in scanning your photograph.****