

How to Apply & Register

English Language Program

The University of Winnipeg



THE UNIVERSITY OF
WINNIPEG

Welcome to the English Language Program

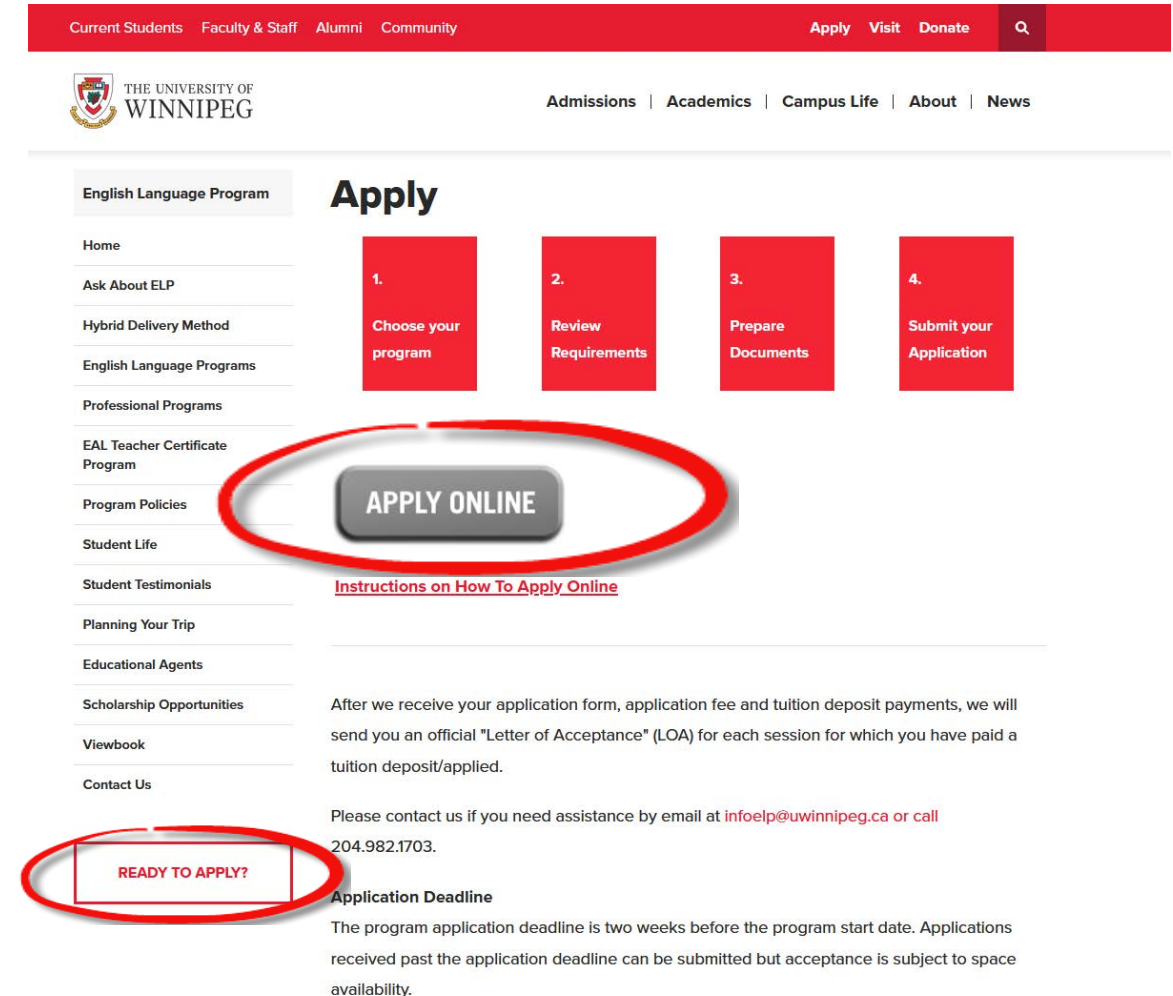
UWinnipeg's English Language Program (ELP) delivers high quality programming to international and domestic students seeking to enhance their English proficiency. ELP offers a certificate program for those seeking to teach English as an additional language to adults, as well as customized programming and private tutorials — including communication coaching and workplace communication skills enhancement for internationally-educated professionals.

This guide will help you to:

- ✓ Create your account
- ✓ Sign In to create your application
- ✓ Complete your application
- ✓ Submit your documents
- ✓ Pay your deposit

Create Your Account

- Go to the ELP website at <https://www.uwinnipeg.ca/elp/> and click the **Ready to Apply** button.
- Click the APPLY ONLINE button at the top of the page to access the ELP online application.



Current Students Faculty & Staff Alumni Community Apply Visit Donate

THE UNIVERSITY OF
WINNIPEG

Admissions | Academics | Campus Life | About | News

English Language Program

Apply

1. Choose your program
2. Review Requirements
3. Prepare Documents
4. Submit your Application

APPLY ONLINE

[Instructions on How To Apply Online](#)

After we receive your application form, application fee and tuition deposit payments, we will send you an official "Letter of Acceptance" (LOA) for each session for which you have paid a tuition deposit/applied.

Please contact us if you need assistance by email at infoelp@uwinnipeg.ca or call 204.982.1703.

READY TO APPLY?

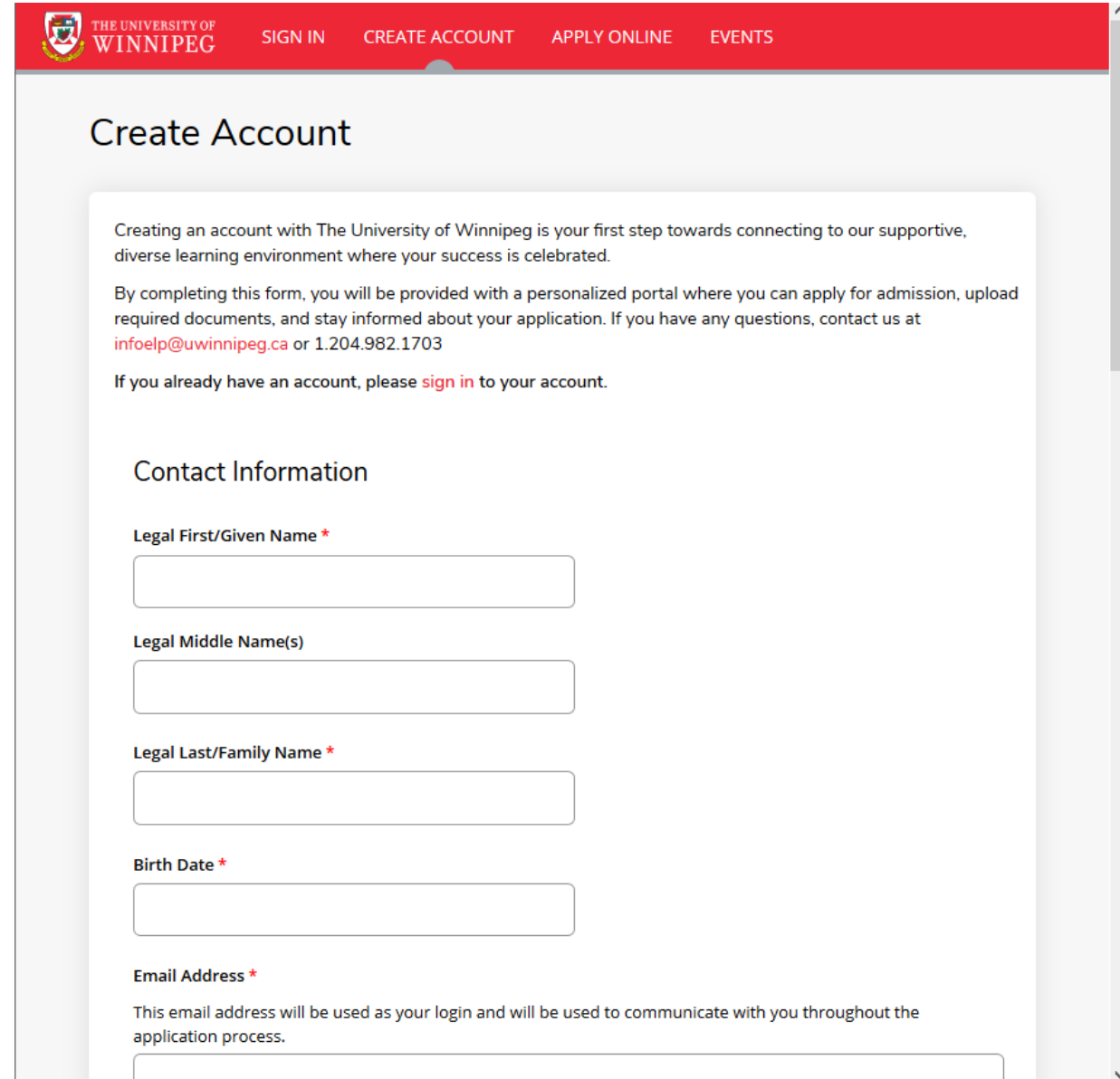
Application Deadline

The program application deadline is two weeks before the program start date. Applications received past the application deadline can be submitted but acceptance is subject to space availability.

Create Your Account

- The **Create Account** page will display.
- Enter your name, email address, phone number, home address, the program you're interested in, and a password.
- Your **password** must be 9 to 24 characters including upper and lowercase letters, and a special character. For example: Winnipeg1!

Need Help? Contact ELP at 1.204.982.1703 or infoelp@uwinnipeg.ca



The screenshot shows the 'Create Account' page of The University of Winnipeg. The page has a red header with the university logo and navigation links: SIGN IN, CREATE ACCOUNT, APPLY ONLINE, and EVENTS. The main heading is 'Create Account'. Below this, there is a paragraph explaining the purpose of the account and providing contact information. A note states that if the user already has an account, they should sign in. The 'Contact Information' section contains five input fields: 'Legal First/Given Name *', 'Legal Middle Name(s)', 'Legal Last/Family Name *', 'Birth Date *', and 'Email Address *'. A note below the email field states that it will be used for login and communication.

THE UNIVERSITY OF
WINNIPEG

SIGN IN CREATE ACCOUNT APPLY ONLINE EVENTS

Create Account

Creating an account with The University of Winnipeg is your first step towards connecting to our supportive, diverse learning environment where your success is celebrated.

By completing this form, you will be provided with a personalized portal where you can apply for admission, upload required documents, and stay informed about your application. If you have any questions, contact us at infoelp@uwinnipeg.ca or 1.204.982.1703

If you already have an account, please [sign in](#) to your account.

Contact Information

Legal First/Given Name *

Legal Middle Name(s)

Legal Last/Family Name *

Birth Date *

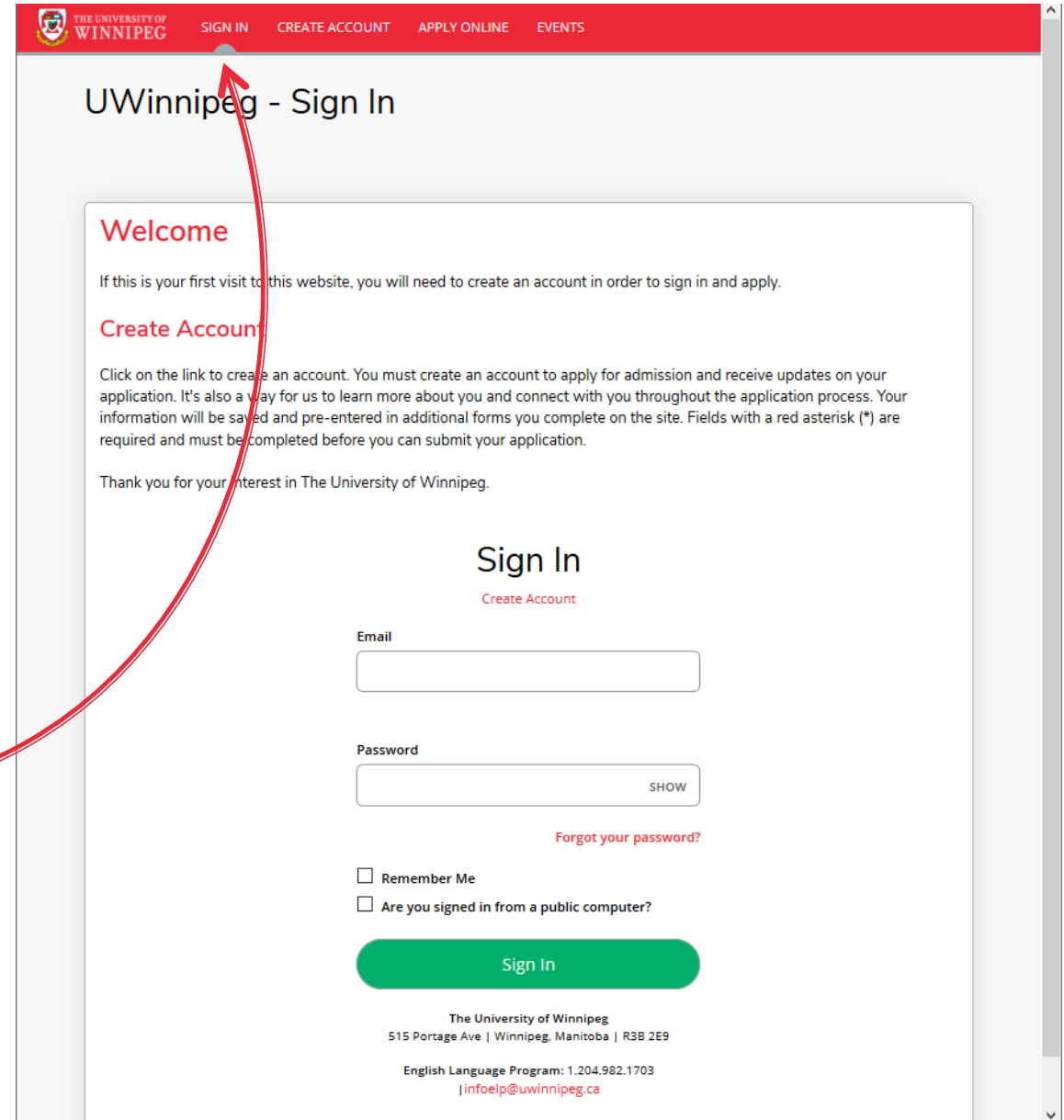
Email Address *

This email address will be used as your login and will be used to communicate with you throughout the application process.

Sign In

- After you create your account, you will automatically be signed in to the ELP application.
- At any time if you leave the website, you will be required to **Sign In** to continue with your application.
- If you forget your username and password, click the **Forgot your password?** link.

Need Help? Contact ELP at 1.204.982.1703 or infoelp@uwinnipeg.ca



The screenshot shows the 'UWinnipeg - Sign In' page. At the top is a red navigation bar with the university logo and links for 'SIGN IN', 'CREATE ACCOUNT', 'APPLY ONLINE', and 'EVENTS'. The main heading is 'UWinnipeg - Sign In'. Below this is a 'Welcome' section with a message for first-time visitors. A 'Create Account' section follows, explaining the need for an account and listing requirements. A 'Sign In' section contains a 'Create Account' link, email and password input fields, a 'SHOW' button for the password, a 'Forgot your password?' link, and two checkboxes for 'Remember Me' and 'Are you signed in from a public computer?'. A large green 'Sign In' button is at the bottom of the form. The footer includes the university's name, address, phone number, and email.

UWinnipeg - Sign In

Welcome

If this is your first visit to this website, you will need to create an account in order to sign in and apply.

Create Account

Click on the link to create an account. You must create an account to apply for admission and receive updates on your application. It's also a way for us to learn more about you and connect with you throughout the application process. Your information will be saved and pre-entered in additional forms you complete on the site. Fields with a red asterisk (*) are required and must be completed before you can submit your application.

Thank you for your interest in The University of Winnipeg.

Sign In

[Create Account](#)

Email

Password [SHOW](#)

[Forgot your password?](#)

☐ Remember Me

☐ Are you signed in from a public computer?

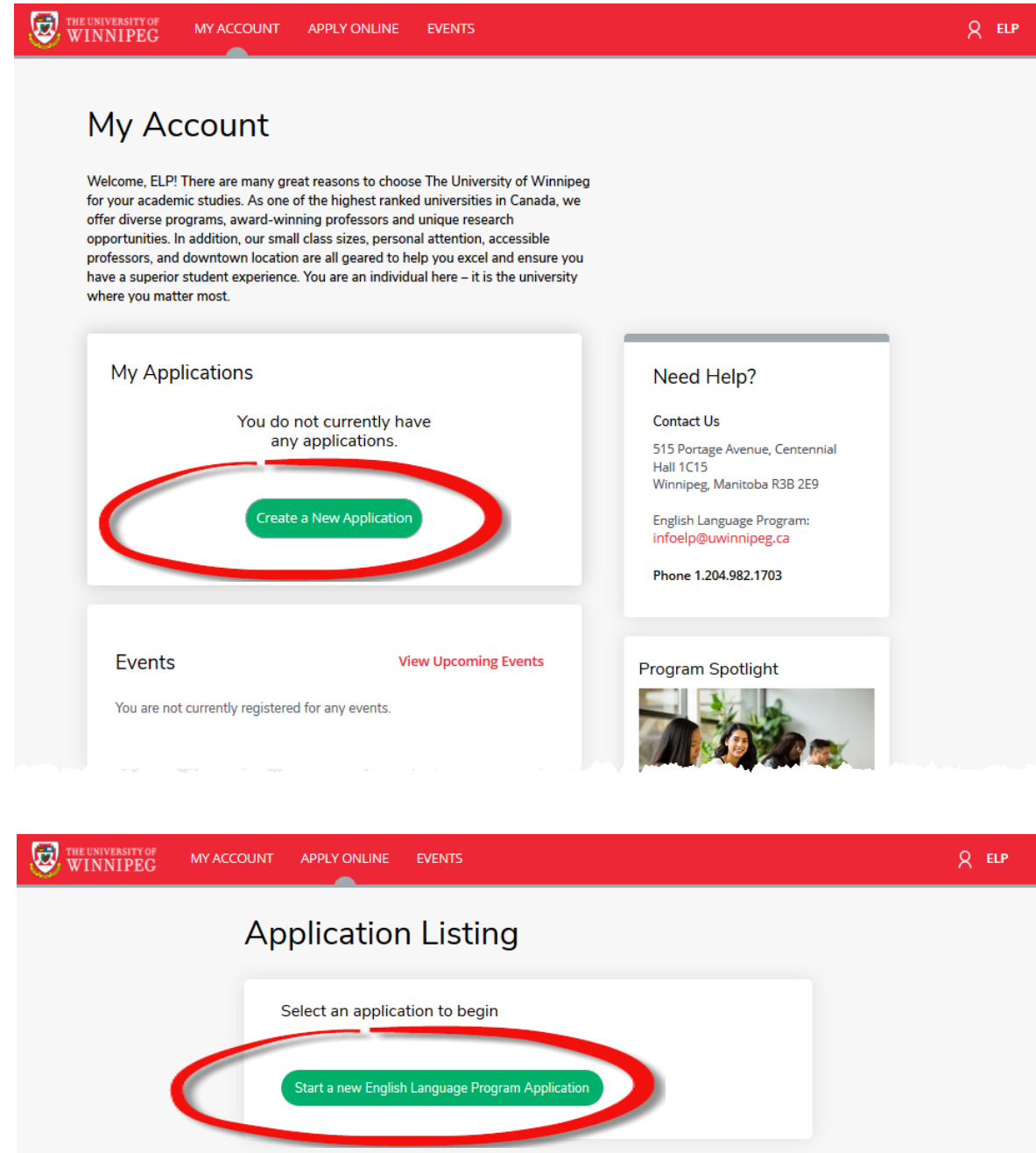
Sign In

The University of Winnipeg
515 Portage Ave | Winnipeg, Manitoba | R3B 2E9
English Language Program: 1.204.982.1703
infoelp@uwinnipeg.ca

Start Your Application

- Click the **Start a New Application** to create your application.
- You can view upcoming events by clicking the View Upcoming Events link.
- On the next page, click **Start a new English Language Program Application**.

Need Help? Contact ELP at 1.204.982.1703 or infoelp@uwinnipeg.ca



The screenshot shows the 'My Account' page of the University of Winnipeg's English Language Program (ELP) website. The page has a red header with the university logo, navigation links (MY ACCOUNT, APPLY ONLINE, EVENTS), and a user profile icon labeled 'ELP'. The main content area is titled 'My Account' and includes a welcome message. Below the message are four sections: 'My Applications' with a 'Create a New Application' button circled in red; 'Need Help?' with contact information; 'Events' with a 'View Upcoming Events' link; and 'Program Spotlight' with a photo of students. The bottom of the page shows the 'Application Listing' section with a 'Start a new English Language Program Application' button also circled in red.

THE UNIVERSITY OF
WINNIPEG

MY ACCOUNT APPLY ONLINE EVENTS

ELP

My Account

Welcome, ELP! There are many great reasons to choose The University of Winnipeg for your academic studies. As one of the highest ranked universities in Canada, we offer diverse programs, award-winning professors and unique research opportunities. In addition, our small class sizes, personal attention, accessible professors, and downtown location are all geared to help you excel and ensure you have a superior student experience. You are an individual here – it is the university where you matter most.

My Applications

You do not currently have any applications.

Create a New Application

Need Help?

Contact Us

515 Portage Avenue, Centennial Hall 1C15
Winnipeg, Manitoba R3B 2E9

English Language Program:
infoelp@uwinnipeg.ca


Phone 1.204.982.1703

Events

[View Upcoming Events](#)

You are not currently registered for any events.

Program Spotlight



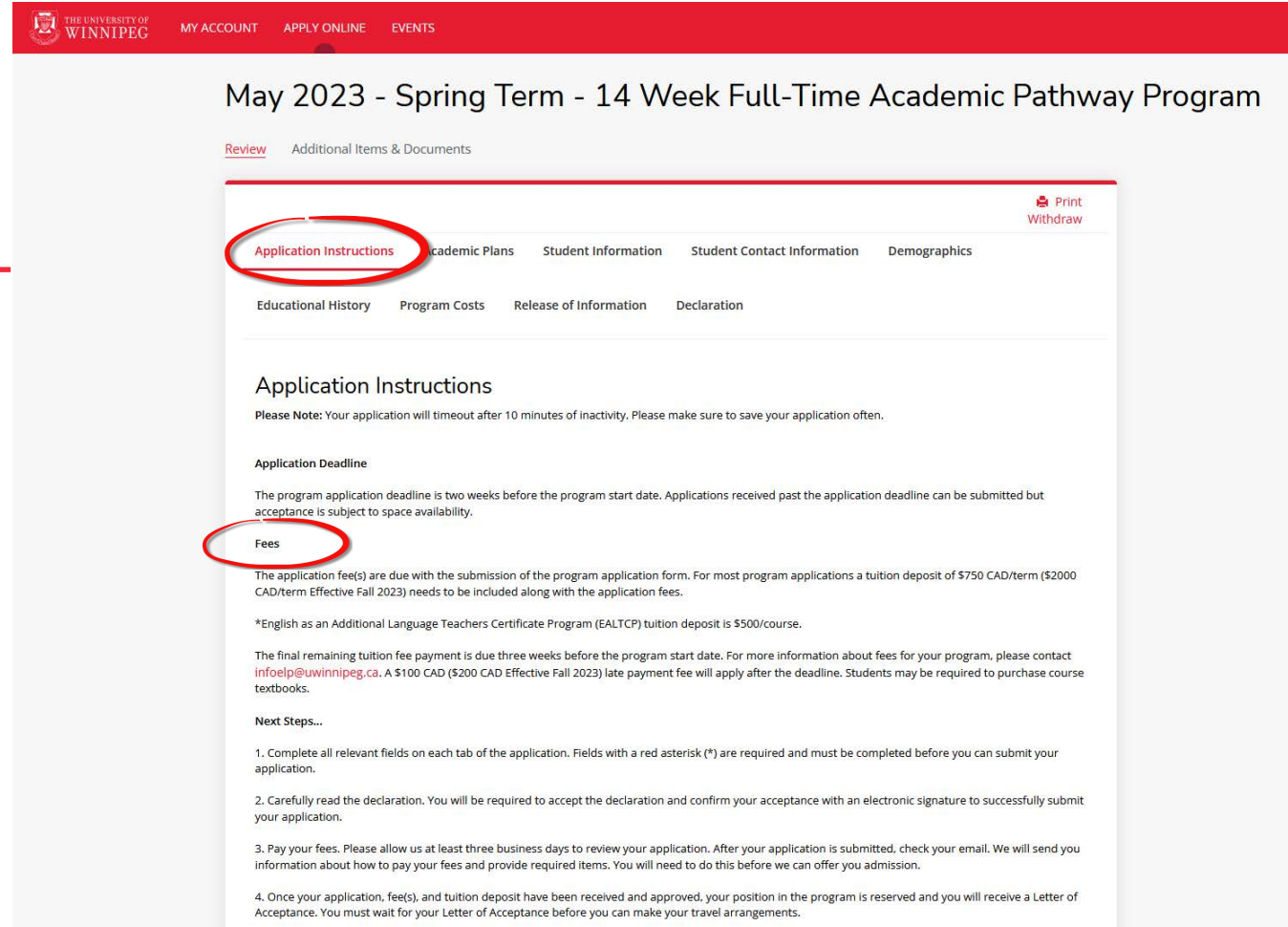
Application Listing

Select an application to begin

Start a new English Language Program Application

Program Fees

- An **application fee** is due with the submission of the program application form.
- For some program applications a **tuition deposit** needs to be included with the application fees.
- **Program fees** information can be found in the application instruction.



THE UNIVERSITY OF
WINNIPEG

MY ACCOUNT APPLY ONLINE EVENTS

May 2023 - Spring Term - 14 Week Full-Time Academic Pathway Program

[Review](#) Additional Items & Documents

[Application Instructions](#) Academic Plans Student Information Student Contact Information Demographics

Educational History Program Costs Release of Information Declaration

Application Instructions

Please Note: Your application will timeout after 10 minutes of inactivity. Please make sure to save your application often.

Application Deadline

The program application deadline is two weeks before the program start date. Applications received past the application deadline can be submitted but acceptance is subject to space availability.

Fees

The application fee(s) are due with the submission of the program application form. For most program applications a tuition deposit of \$750 CAD/term (\$2000 CAD/term Effective Fall 2023) needs to be included along with the application fees.

*English as an Additional Language Teachers Certificate Program (EALTCP) tuition deposit is \$500/course.

The final remaining tuition fee payment is due three weeks before the program start date. For more information about fees for your program, please contact infoelp@uwinnipeg.ca. A \$100 CAD (\$200 CAD Effective Fall 2023) late payment fee will apply after the deadline. Students may be required to purchase course textbooks.

Next Steps...


1. Complete all relevant fields on each tab of the application. Fields with a red asterisk (*) are required and must be completed before you can submit your application.
2. Carefully read the declaration. You will be required to accept the declaration and confirm your acceptance with an electronic signature to successfully submit your application.
3. Pay your fees. Please allow us at least three business days to review your application. After your application is submitted, check your email. We will send you information about how to pay your fees and provide required items. You will need to do this before we can offer you admission.
4. Once your application, fee(s), and tuition deposit have been received and approved, your position in the program is reserved and you will receive a Letter of Acceptance. You must wait for your Letter of Acceptance before you can make your travel arrangements.

Health Insurance

- **Health coverage** is required when in Canada and must be purchased through The University of Winnipeg.
- **Health insurance**
<https://www.uwinnipeg.ca/elp/student-life/health-insurance.html>

Need Help? Contact ELP at 1.204.982.1703 or infoelp@uwinnipeg.ca

[Current Students](#) [Faculty & Staff](#) [Alumni](#) [Community](#) [Apply](#) [Visit](#) [Donate](#) [Q](#)

 THE UNIVERSITY OF
WINNIPEG

[Admissions](#) | [Academics](#) | [Campus Life](#) | [About](#) | [News](#)

The University of Winnipeg / [English Language Program](#) / [Student Life](#) / [Health Insurance](#)

[English Language Program](#)

[Home](#)

[Ask About ELP](#)

[Hybrid Delivery Method](#)

[English Language Programs](#)

[Professional Programs](#)

[EAL Teacher Certificate Program](#)

[Program Policies](#)

[Student Life](#)

[Accommodation](#)

[Health Insurance](#)

[Student Wellbeing](#)

[Socio-Cultural Activities](#)

[ELP Conversation Club](#)

[Student Resources & Benefits](#)


[Student Testimonials](#)

[Planning Your Trip](#)

[Educational Agents](#)

[Scholarship Opportunities](#)

Health Insurance



Health insurance is required for international students when studying in Canada. The insurance plan is provided by GuardMe. Students must purchase their health insurance through The University of Winnipeg and health insurance fees must be paid with all other program fees, three weeks before the program start date.

To make a claim, [login to your GuardMe portal](#) for more information.

We strongly recommend all family members who are with you to obtain health coverage. If you wish to extend your stay in Canada after the program end date, you can extend your health insurance coverage. Please contact our Registration Office for specific fees and further information.

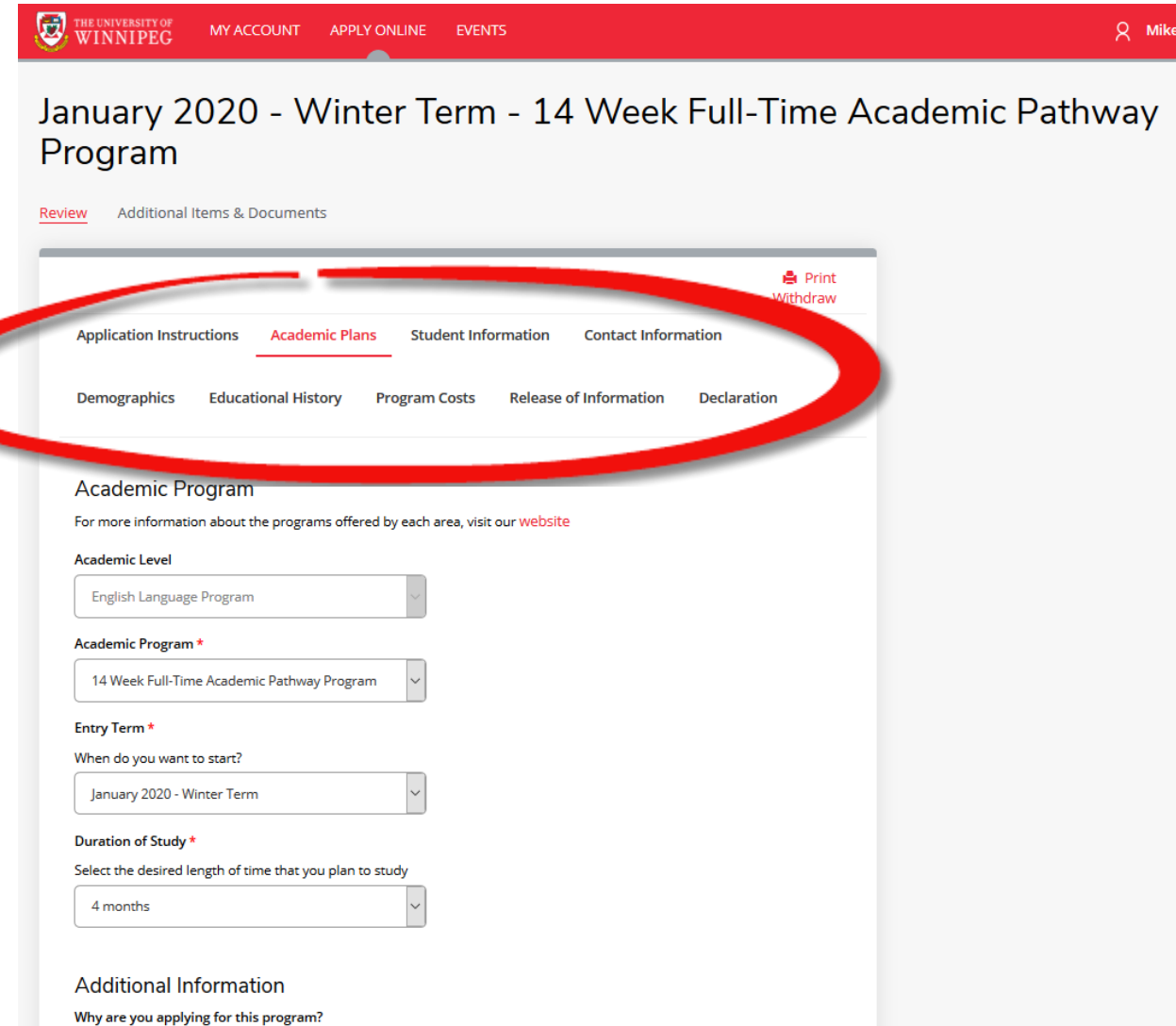
Contact us

Email: infoelp@uwinnipeg.ca

Call: 204.982.1703

Complete Your Application

- The sections of the application will display at the top of the page.
- Required fields will have a * beside them.
- You must enter the **required information** before you can move to the next page of your application.



THE UNIVERSITY OF
WINNIPEG

MY ACCOUNT APPLY ONLINE EVENTS

Mike

January 2020 - Winter Term - 14 Week Full-Time Academic Pathway Program

[Review](#) Additional Items & Documents

[Print](#)
[Withdraw](#)

Application Instructions **Academic Plans** Student Information Contact Information

Demographics Educational History Program Costs Release of Information Declaration

Academic Program

For more information about the programs offered by each area, visit our [website](#)

Academic Level

English Language Program

Academic Program *

14 Week Full-Time Academic Pathway Program

Entry Term *

When do you want to start?

January 2020 - Winter Term

Duration of Study *

Select the desired length of time that you plan to study

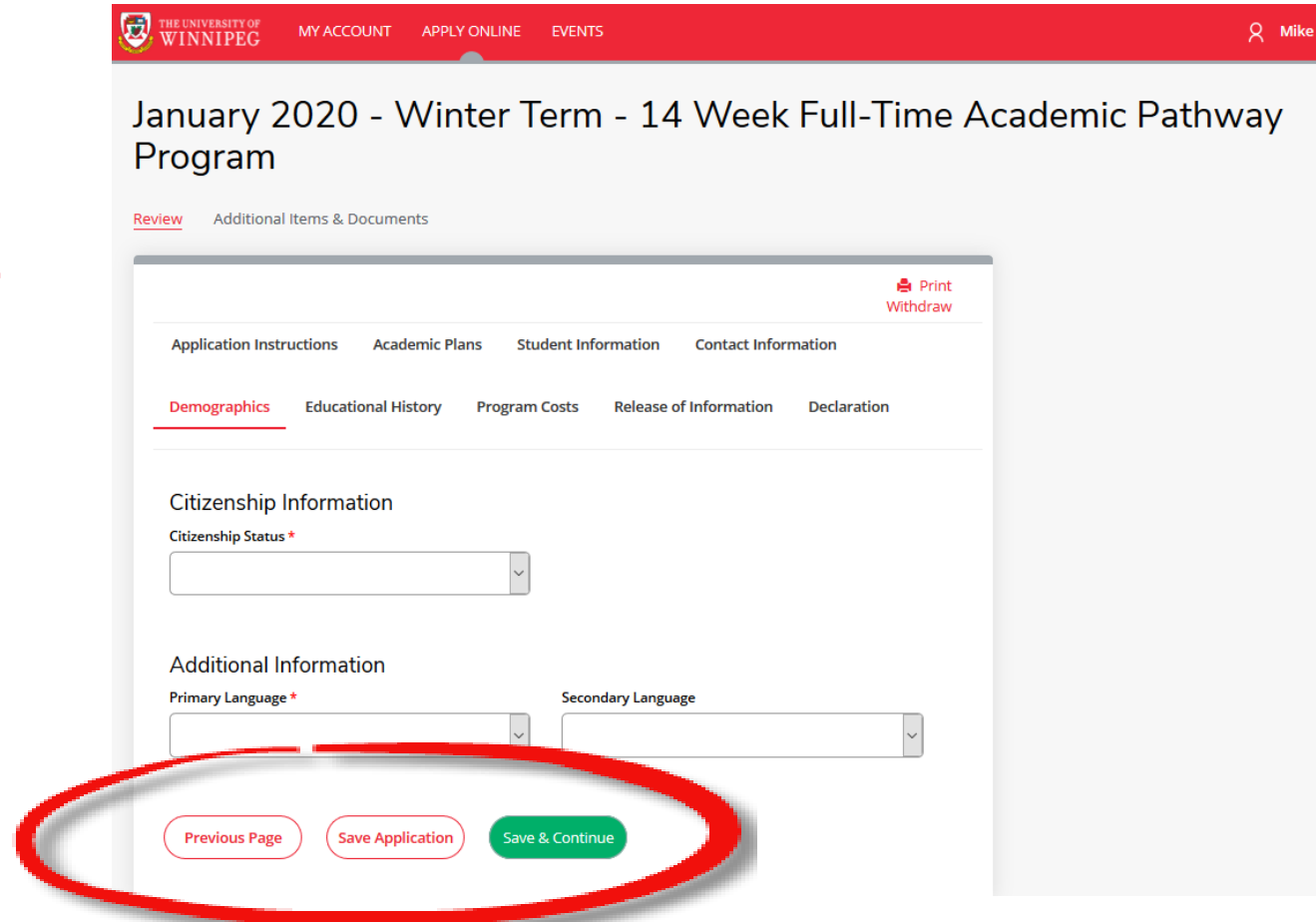
4 months

Additional Information

Why are you applying for this program?

Complete Your Application

- Move forward in the application by clicking the green **Save & Continue** button at the bottom of each page.
- You can save your application and return it at any time by clicking the **Save Application** button.



The screenshot displays the application portal for The University of Winnipeg. The header includes the university logo, navigation links (MY ACCOUNT, APPLY ONLINE, EVENTS), and a user profile (Mike). The main heading is "January 2020 - Winter Term - 14 Week Full-Time Academic Pathway Program". Below this, there are links for "Review" and "Additional Items & Documents". The application form is shown with tabs for "Application Instructions", "Academic Plans", "Student Information", and "Contact Information". The "Demographics" tab is active, showing fields for "Citizenship Status" and "Additional Information" (Primary Language and Secondary Language). At the bottom, three buttons are visible: "Previous Page", "Save Application", and "Save & Continue". The "Save & Continue" button is highlighted with a red circle.

Complete Your Application

- Before submitting your application:
 - Read through the **ELP Policy** page at <https://www.uwinnipeg.ca/elp/program-policies/index.html>
 - Preview your application to ensure it is accurate and complete by clicking the **Preview Before Submission** button.
 - Make any corrections before you submit your application.
- Click the **Submit Application** button to send us your completed application.

University of Winnipeg, I agree to the University Regulations.

I accept that misinterpretation, falsification of documents, or the withholding of requested information with respect to this application can result in cancellation of my acceptance and registration or dismissal from the University and that any information on falsifications may be shared with the Association of Registrars of the Universities and Colleges of Canada and/or other post-secondary institutions. I accept that The University of Winnipeg may be verifying my documentation with the issuing body.

☐ Yes ☒ No

Do you certify the following? *

Personal Information collected on this application will be used by The University of Winnipeg for admission, registration, scholarships, awards, student records, alumni services, university research, housing, and other activities related to being a member of the university community. It may also be disclosed to relevant student associations and federal and/or provincial authorities. It is collected under the general authority of The University of Winnipeg Act, in conformity with, and protection under the Manitoba Freedom of Information and Protection of Privacy Act (FIPPA). For more information regarding the collection of your personal information, review the [Admissions Privacy Notice](#).

If you have any questions about the collection and the use of this information please contact:
Dan Elves, FIPPA and Records Officer, University of Winnipeg, 515 Portage Avenue, Winnipeg, MB. R3B 2E9 204.988.7538,
da.elves@uwinnipeg.ca

☐ Yes ☒ No

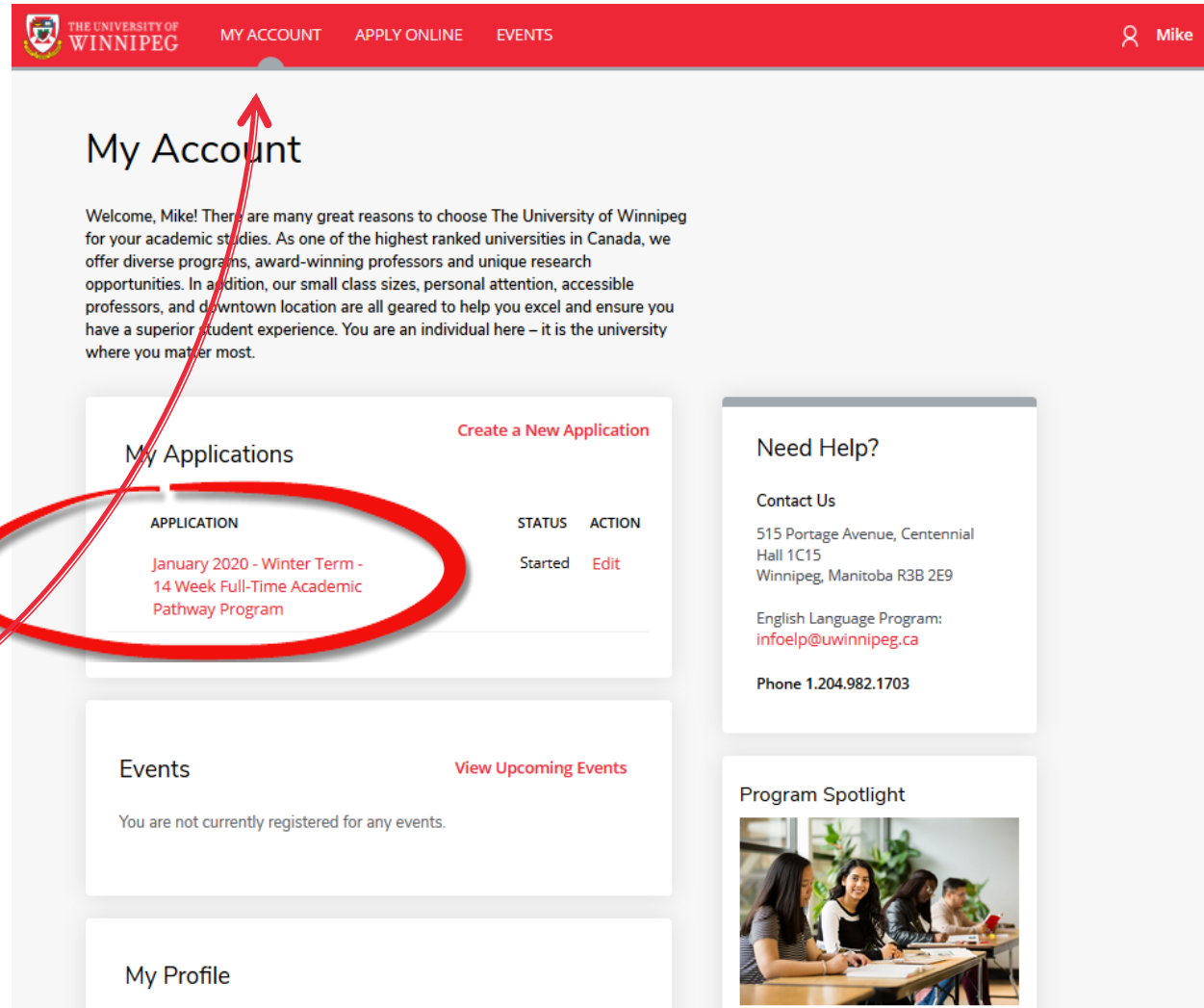
Signature *

Signature Date *

[Previous Page](#) [Save Application](#) [Preview Before Submission](#) [Submit Application](#)

Submit Your Documents

- After you submit your application, you will receive an email asking you to upload your documents.
- To upload your documents, login to your account and click **My Account**.
- Click your application under **My Applications**



THE UNIVERSITY OF
WINNIPEG

MY ACCOUNT APPLY ONLINE EVENTS

Mike

My Account

Welcome, Mike! There are many great reasons to choose The University of Winnipeg for your academic studies. As one of the highest ranked universities in Canada, we offer diverse programs, award-winning professors and unique research opportunities. In addition, our small class sizes, personal attention, accessible professors, and downtown location are all geared to help you excel and ensure you have a superior student experience. You are an individual here – it is the university where you matter most.

My Applications

Create a New Application

APPLICATION	STATUS	ACTION
January 2020 - Winter Term - 14 Week Full-Time Academic Pathway Program	Started	Edit

Events

View Upcoming Events

You are not currently registered for any events.

My Profile

Need Help?


Contact Us

515 Portage Avenue, Centennial
Hall 1C15
Winnipeg, Manitoba R3B 2E9

English Language Program:
infoelp@uwinnipeg.ca

Phone 1.204.982.1703

Program Spotlight



Pay Your Deposit

- You will receive an email with your UWinnipeg username, password, and student number.
- You will also receive an email showing the deposit amount you must pay.
- This amount may include an application fee and tuition deposit.
- Your application will not be reviewed until your deposit fees are paid in full.

You can pay through:

- ✓ Visa or Mastercard (Colleague Self-Service)
- ✓ Flywire (international students)
- ✓ In-person using debit card
- ✓ Cheque or Money Order (Canadian banks only)

For more information about paying your fees, visit:

<https://www.uwinnipeg.ca/elp/program-policies/international-wire-transfer.html>

Letter of Acceptance

You will receive your Letter of Acceptance after you:

- ✓ Submit your application
- ✓ Submit your documents
- ✓ Paid your application fee and deposit payments

Have questions or need help applying?

Contact ELP at:

E-mail: infoelp@uwinnipeg.ca

Phone: 1.204.982.1703

Website: <https://www.uwinnipeg.ca/elp/>