

# Study Skills Workshop

## Skills for the Classroom: Participation, Note-Taking and Presentations

---

Presented by Ashley Brown  
Student Success Advisor

The University of Winnipeg is in Treaty One territory and the land on which we gather is the traditional territory of Anishinaabe, Cree, Oji-Cree, Dakota, and Dene Peoples, and the homeland of the Métis Nation.



THE UNIVERSITY OF  
WINNIPEG




- 
- **The Study Cycle**
  - **Participation**
  - **Presentations**
  - **Note-Taking**

[https://www.youtube.com/watch?v=K67\\_mXLXttl](https://www.youtube.com/watch?v=K67_mXLXttl)

# The Study Cycle

---

2:47



# The Study Cycle

---

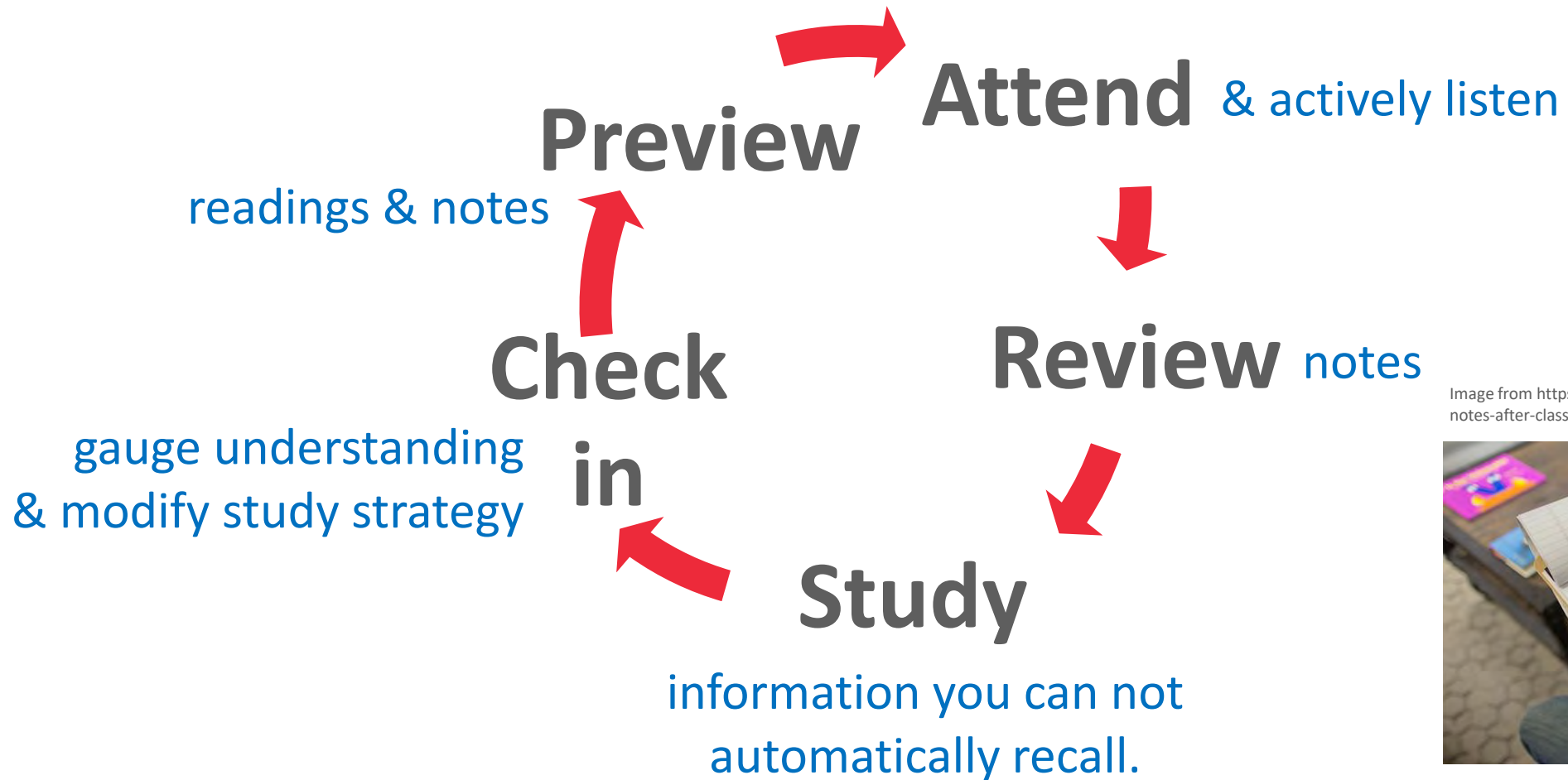


Image from <https://miamioh.instructure.com/courses/62085/pages/reviewing-notes-after-class>



<https://edu.gcfglobal.org/en/learning-tips/the-study-cycle/1/>

# Participation

---

- Normal to feel nervous
- Prepare to try
- Not always a 'right' answer

**Effort counts!**



# Participation: Why?

---



# Participation: How

---



Image from <https://www.facultyfocus.com/articles/effective-teaching-strategies/an-argument-for-grading-participation/>

# Preparing to Participate

---



**Read**



**Prepare questions**



# Participating Online

---

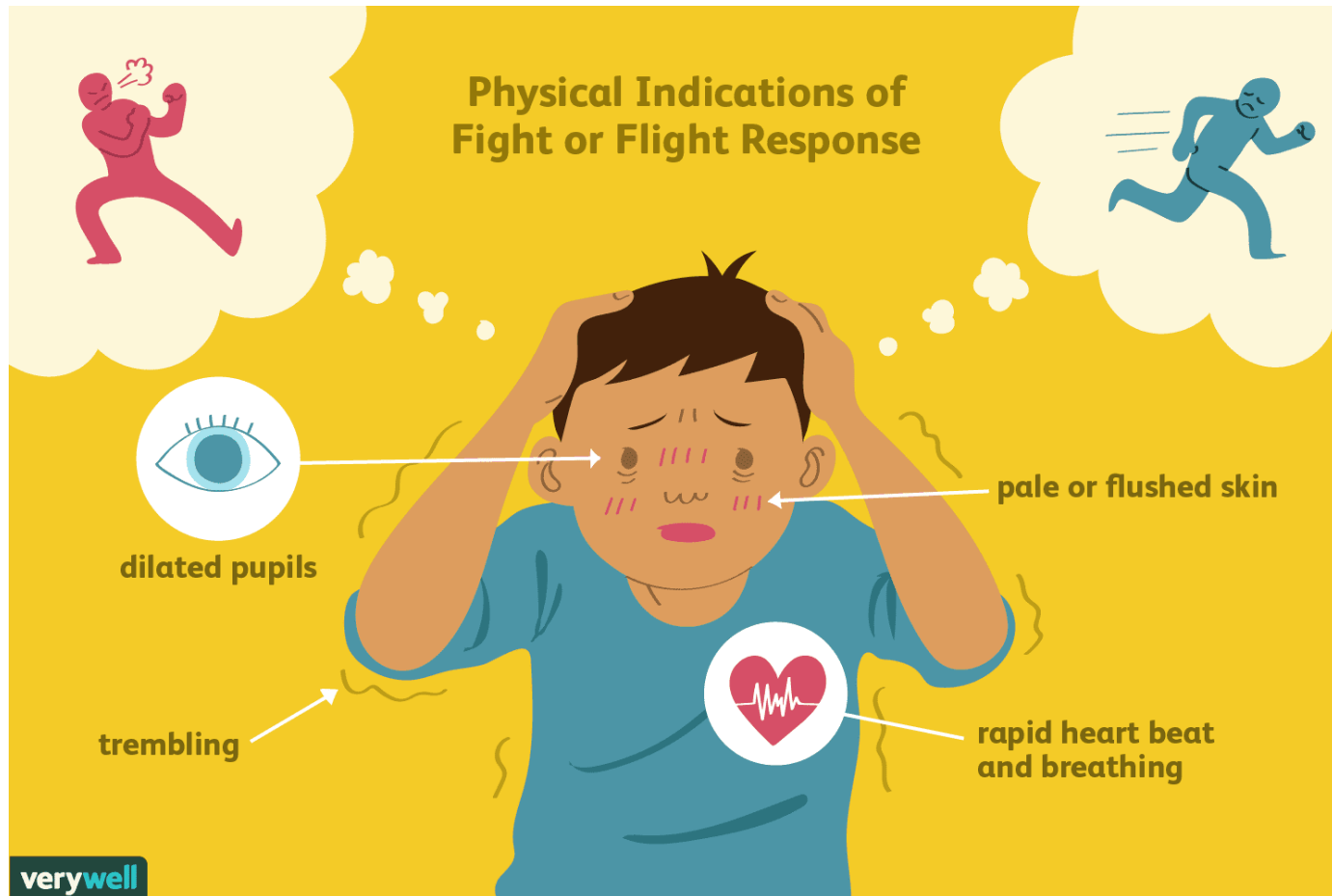


- During class
- Online forums
- Chat
- Breakout rooms



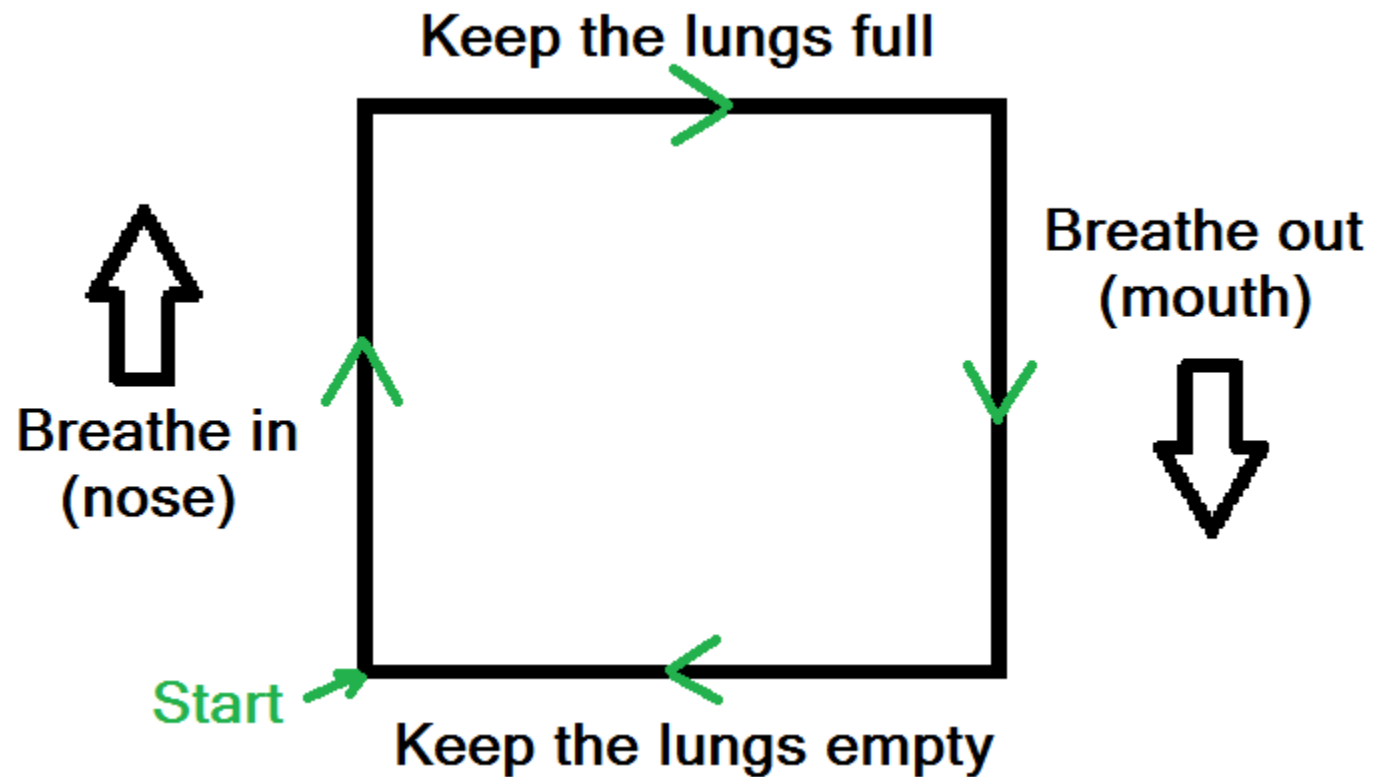
## Effective Presentation Skills

# Public Speaking – Fight or Flight Response



# Box Breathing

---



# Overcoming Fear of Public Speaking

---

## Vicarious experiences



Image from ted.com



Image from  
<https://www.bellperformance.com/blog/bid/112134/passion-motivation-and-action-things-we-can-all-use>

## Visualize success

# Overcoming Fear of Public Speaking

---

## Safe, deliberate practice



Image from <https://www.pexels.com/photo/man-wearing-white-top-in-front-of-woman-wearing-blue-long-sleeved-top-1181715/>



Image from <https://www.psychologytoday.com/ca/blog/happy-trails/201604/why-you-should-talk-strangers>

## Initiate interactions

# Overcoming Fear of Public Speaking

---

Make audience less intimidating



Image from [https://www.freepik.com/premium-vector/set-men-underpants-swimming-trunks-various-models-clothes-beach-underwear\\_29163620.htm#query=boxer%20underwear&position=19&from\\_view=keyword](https://www.freepik.com/premium-vector/set-men-underpants-swimming-trunks-various-models-clothes-beach-underwear_29163620.htm#query=boxer%20underwear&position=19&from_view=keyword)



Image from <https://photostockeditor.com/clip-art-vector/download/1020966644>

Focus on audience

# Effective Oral Presentations

---

**Content**



Image from <http://clipart-library.com/clipart/142282.htm>



**Delivery**

Image from  
[https://www.kindpng.com/imgv/wThwR\\_transparent-delivery-truck-clipart-delivery-truck-icon-png/](https://www.kindpng.com/imgv/wThwR_transparent-delivery-truck-clipart-delivery-truck-icon-png/)



# Planning your Presentation

---



# Planning your Presentation

---

## Outline:

- Main point
- Support for main point
- Conclusion




Image from <https://www.grammarly.com/blog/how-to-write-outline/>

# Content - Introduction

---



Image from <https://uxdesign.cc/attention-attention-fe7f3e2e45d5>

Image from <https://www.mills.ca/sharpie-highlighter-tank-chisel-marker-point-style-fluorescent-yellow-12-dozen--3>



# Content – Body

---



Image from <https://www.istockphoto.com/search/2/image?mediatype=illustration&phrase=evidence>

# Content - Conclusion

---



# Delivery

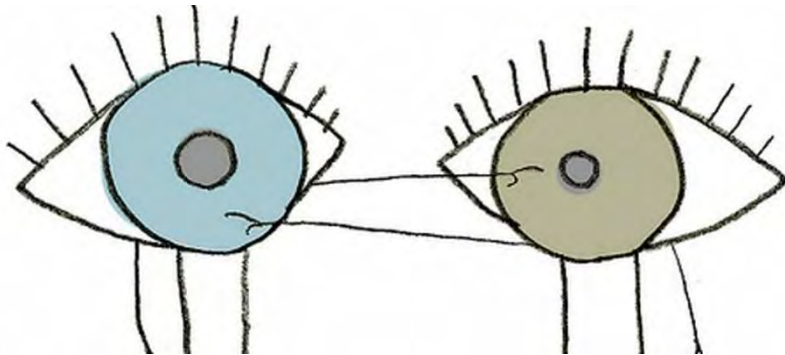


Image from <https://synapse.ucsf.edu/articles/2019/04/29/eye-contact-can-be-overwhelming>




Image from <https://www.entrepreneur.com/article/282524>



Image from <https://www.youtube.com/watch?v=ZK3jSXYBNak>



Image from <https://godsofAdvertising.wordpress.com/2013/05/20/is-thinking-out-loud-the-same-as-rambling-shut-up-and-listen/>




practice...

practice...

practice...

## 4 Scientific Reasons Why Your PowerPoint Presentation Is Bad (and the 2 Tips You Need to Fix It)

---







# The Problem with Bullet points

- people will start reading from the top
- won't listen while you talk about the first items
- then they already know what's coming
- so they won't listen for the rest either

# PowerPoints

---



> text

- Minimal
- Bullet
- Points




# Note-taking

## Note-Taking: Why?

---

- Active listening
- Retention
- Organization
- Study material



# Note-Taking Tips

---

- Organization!
- Paper vs. digital
- Leave space for additions
- Functionality < beauty



# Abbreviations

---

at → @

and → +

with → w/

without → w/o

because → b/c

example → ex.

increase → ↑

decrease → ↓

people → ppl

# Effective Note-taking

---

## Three steps:

1. Observing
2. Recording
3. Reviewing



# 1. Observing: Looking and Listening

---



Image from <https://www.pexels.com/photo/photo-of-man-writing-on-whiteboard-6325948/>



Image from <https://www.scientificamerican.com/article/students-who-gesture-during-learning-grasp-concepts-better/>



# 1. Observing: Looking and Listening

---

- Meaning
- Language of the discipline
- Connections to textbook



Image from <https://hunterandscribe.com/repeat-after-me-repetition-is-one-of-the-keys-to-succeeding-in-marketing/>

## 2. Recording

---

- Label, date notes
- Use a technique

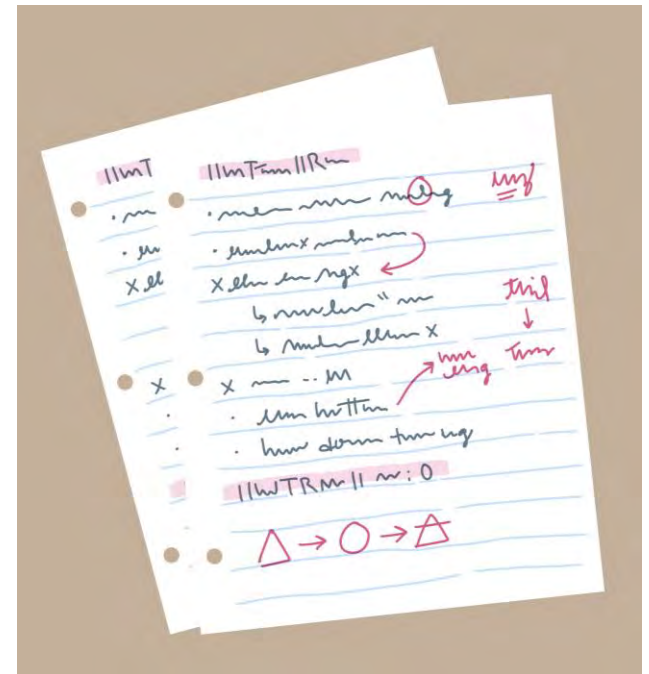


Image from <https://www.getclockwise.com/blog/notes-for-work>

## 2. Recording

---



understand

need to review

need help

# Cornell Method

---

Before class:

1. Format page
  - Left: Questions & cues
  - Right: Notes
  - Bottom: Summary

**Cues &  
Questions**

**Notes**

**Summary**

# Cornell Method

---

During class:

2. Take notes

- Short-form
- Leave space
- Abbreviations

## Cues & Questions

## Notes

**Topic:** Penguins

**Description:**

- Torpedo shaped
- Flightless
- Live in southern regions
- 19 species

**Size**

*Smallest*

- little blue
- 10 – 12 in.
- 2 – 3 lbs.

*Largest*

- emperor
- 36-44 in.
- 60 – 90 lbs.

**Eat?**

- Carnivores
- krill(tiny crustaceans), squid, fish

**Myths**

- Antarctica
- cold climates

**Truth:**

- in every continent in southern hemisphere
- Galapagos Penguins live on tropical islands near equator

## Summary

# Cornell Method

---

After class:

3. Add cues that will allow you to skim notes

4. Add questions

Cues & Questions	Notes
<p><b>Description</b></p> <p><b>Habitat</b></p> <p><b>Size</b></p> <p><b>Q: what is the average size?</b></p> <p><b>Eat</b></p> <p><b>Myths</b></p> <p><b>Facts</b></p>	<p><b>Topic: Penguins</b></p> <ul style="list-style-type: none"> <li>• Torpedo shaped</li> <li>• Flightless</li> <li>• Live in southern regions</li> <li>• 19 species</li> </ul> <p><i>Smallest</i></p> <ul style="list-style-type: none"> <li>• little blue</li> <li>• 10 – 12 in.</li> <li>• 2 – 3 lbs.</li> </ul> <p><i>Largest</i></p> <ul style="list-style-type: none"> <li>• emperor</li> <li>• 36-44 in.</li> <li>• 60 – 90 lbs.</li> </ul> <ul style="list-style-type: none"> <li>• Carnivores</li> <li>• krill(tiny crustaceans), squid, fish</li> </ul> <p><b>Myths</b></p> <ul style="list-style-type: none"> <li>• Antarctica</li> <li>• cold climates</li> </ul> <p><b>Truth:</b></p> <ul style="list-style-type: none"> <li>• in every continent in southern hemisphere</li> <li>• Galapagos Penguins live on tropical islands near equator</li> </ul>
<h2>Summary</h2>	

# Cornell Method

After class:

5. Summarize in own words



## Cues & Questions

## Notes

**Description**  
**Habitat**

**Topic: Penguins**

- Torpedo shaped
- Flightless
- Live in southern regions
- 19 species

**Size**

*Smallest*

- little blue
- 10 – 12 in.
- 2 – 3 lbs.

*Largest*

**Q: what is the average size?**

- emperor
- 36-44 in.
- 60 – 90 lbs.

**Eat**

- Carnivores
- krill(tiny crustaceans), squid, fish

**Myths**

**Myths**

- Antarctica
- cold climates

**Facts**

**Truth:**

- in every continent in southern hemisphere
- Galapagos Penguins live on tropical islands near equator

## Summary

Penguins are torpedo shaped flightless birds who live in the southern regions of the world. There are 19 species. The smallest species is the little blue penguin and the largest is the emperor penguin. Their height ranges from 10 to 44 inches in height and 2 to 90 lbs. in weight. They are carnivores who eat krill, squid and fish. Two common myths are they can only be found in Antarctica and in cold climates. In fact, they are found in every southern continent in the southern hemisphere and can be found in warm climates near the equator.



# Outlining

---

## The Outline Method

- This is a main topic
  - This is a sub topic
    - This is a thought or supporting fact





# Outlining - Example

---

## Penguins

- Size
  - Smallest = Blue penguin
    - 10-12", 2-3 lbs
  - Largest = Emperor Penguin
    - 36-44", 60-90 lbs

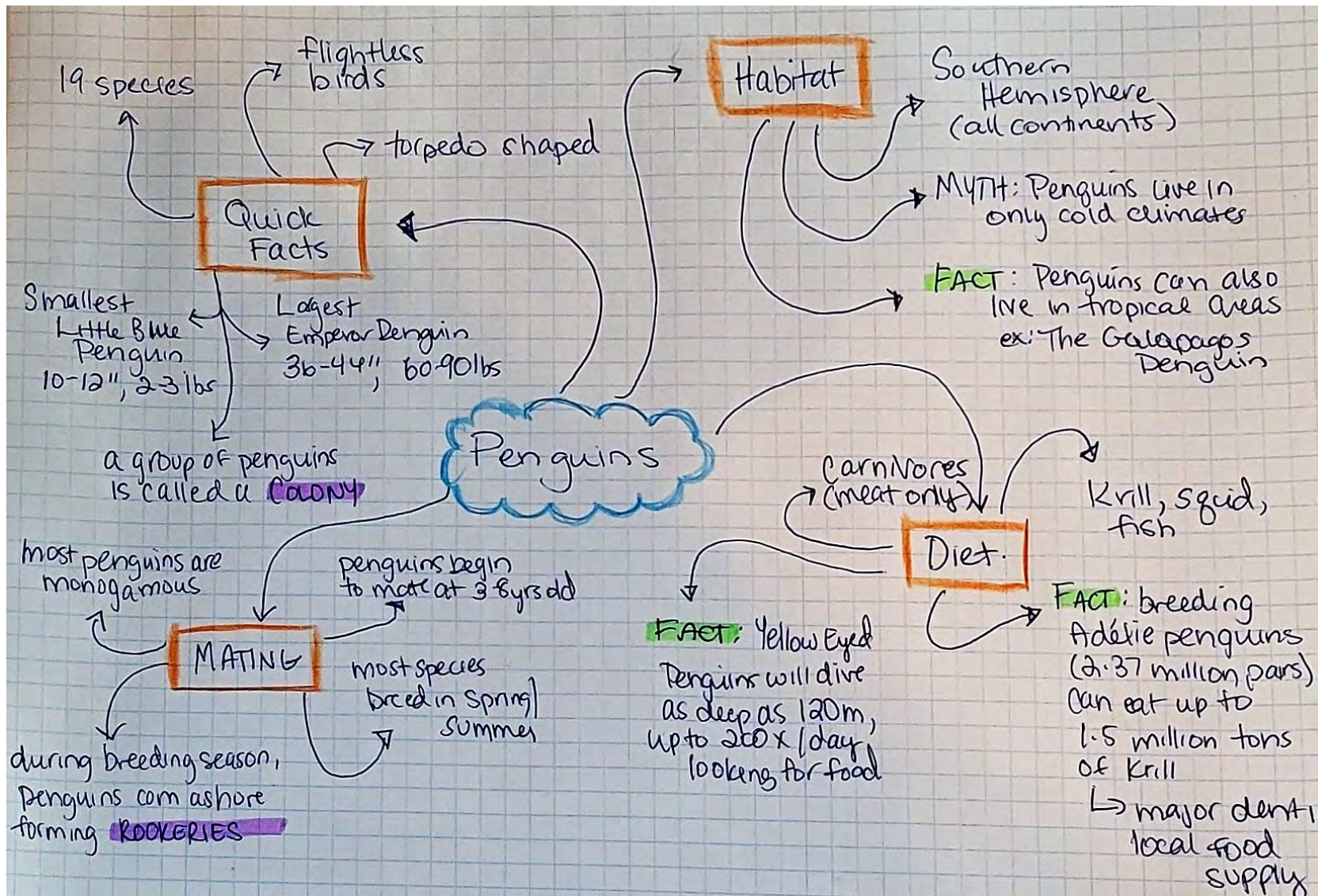


# Mind Mapping

---

Visualize connections





Sample Mind Map

# Online Note-taking

---





## 3. Reviewing

---

Within 24 hours...

- Post-class edit
- Fill in blanks
- Set study goals

Weekly study reviews



# Summary

---

Prepare to participate,  
**effort counts**

**Practice, practice, practice**  
presentations!

**Stay organized,**  
**review regularly**



# Resources

---

## Academic and Career Services

[advising@uwinnipeg.ca](mailto:advising@uwinnipeg.ca)

## Accessibility Services

[accessibility@uwinnipeg.ca](mailto:accessibility@uwinnipeg.ca)

## Student Wellness Centre

[studentwellness@uwinnipeg.ca](mailto:studentwellness@uwinnipeg.ca)



# Student Success Coaching

---

- Meet with Student Success Coaches
- Learn/practice skills such as:
  - Assignment Outlines
  - Time Management
  - Exam Prep
  - Etc.
- Scan QR code and submit the Intake Form to be connected with a Coach







THE UNIVERSITY OF  
WINNIPEG